



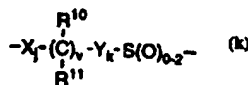
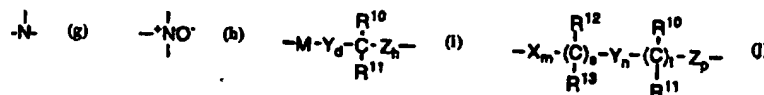
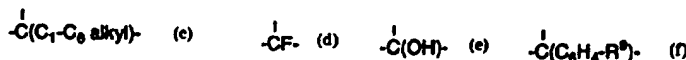
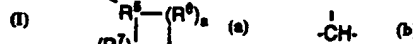
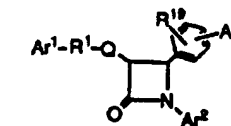
## INTERNATIONAL APPLICATION PUBLISHED UNDER THE PATENT COOPERATION TREATY (PCT)

<p>(51) International Patent Classification <sup>6</sup> : C07D 205/08, 205/12, 491/08, 491/10, 413/10, 403/12, 403/10, A61K 31/395 // (C07D 491/08, 307:00, 209:00) (C07D 491/10, 317:00, 221:00)</p>	A1	<p>(11) International Publication Number: <b>WO 96/19450</b></p> <p>(43) International Publication Date: 27 June 1996 (27.06.96)</p>
<p>(21) International Application Number: PCT/US95/16007</p> <p>(22) International Filing Date: 18 December 1995 (18.12.95)</p> <p>(30) Priority Data: 08/361,265 21 December 1994 (21.12.94) US</p> <p>(71) Applicant: SCHERING CORPORATION [US/US]; 2000 Galloping Hill Road, Kenilworth, NJ 07033 (US).</p> <p>(72) Inventors: VACCARO, Wayne, D.; 1706 Westover Road, Yardley, PA 19067 (US). BURNETT, Duane, A.; 59 Helen Street, Fanwood, NJ 07023 (US). CLADER, John, W.; 428 North Union Avenue, Cranford, NJ 07016 (US).</p> <p>(74) Agents: MAGATTI, Anita, W. et al.; Schering-Plough Corporation, Patent Dept. K-6-1 1990, 2000 Galloping Hill Road, Kenilworth, NJ 07033-0530 (US).</p>	<p>(81) Designated States: AL, AM, AU, BB, BG, BR, BY, CA, CN, CZ, EE, FI, GE, HU, IS, JP, KG, KR, KZ, LK, LR, LT, LV, MD, MG, MK, MN, MX, NO, NZ, PL, RO, RU, SG, SI, SK, TJ, TM, TT, UA, UZ, VN, European patent (AT, BE, CH, DE, DK, ES, FR, GB, GR, IE, IT, LU, MC, NL, PT, SE), OAPI patent (BF, BJ, CF, CG, CI, CM, GA, GN, ML, MR, NE, SN, TD, TG), ARIPO patent (KE, LS, MW, SD, SZ, UG).</p> <p><b>Published</b> With international search report. Before the expiration of the time limit for amending the claims and to be republished in the event of the receipt of amendments.</p>	

(54) Title: 4-[(HETEROCYCLOALKYL OR HETEROAROMATIC)-SUBSTITUTED PHENYL]-2-AZETIDINONES USEFUL AS HYPOLIPIDEMIC AGENTS

## (57) Abstract

4-[(Heterocycloalkyl or heteroaromatic)-substituted phenyl]-2-azetidinone hypocholesterolemic agents of formula (I) or a pharmaceutically acceptable salt thereof, wherein: A is optionally substituted heterocycloalkyl, optionally substituted heteroaryl, optionally substituted benzofused heterocycloalkyl, or optionally substituted benzofused heteroaryl; Ar<sup>1</sup> is optionally substituted aryl; Ar<sup>2</sup> is optionally substituted aryl; Q is a bond or, with the 3-position ring carbon of the azetidinone, forms the spiro group (a); and R<sup>1</sup> is selected from the group consisting of -(CH<sub>2</sub>)<sub>q</sub>-, wherein q is 2-6, provided that when Q is a spiro ring, q can also be 0 or 1; -(CH<sub>2</sub>)<sub>e</sub>-G-(CH<sub>2</sub>)<sub>r</sub>-, wherein G is -O-, -C(O)-, phenylene, -NR<sup>8</sup>- or -S(O)<sub>0-2</sub>-, e is 0-5 and r



is 0-5, provided that the sum of e and r is 1-6; alkenylene; and -(CH<sub>2</sub>)<sub>f</sub>-V-(CH<sub>2</sub>)<sub>g</sub>-, wherein V is cycloalkylene, f is 1-5 and g is 0-5, provided that the sum of f and g is 1-6; R<sup>5</sup> is (b), (c), (d), (e), (f), (g) or (h); R<sup>6</sup> and R<sup>7</sup> are -CH<sub>2</sub>-, -CH(alkyl)-, -C(dialkyl)-, -CH=CH- or -C(alkyl)=CH-; or R<sup>5</sup> together with an adjacent R<sup>6</sup>, or R<sup>5</sup> together with an adjacent R<sup>7</sup>, form a -CH=CH- or a -CH=C(alkyl)- group; a and b are independently 0-3, provided both are not zero; and when Q is a bond, R<sup>1</sup> also can be: (i), (j) or (k); M is -O-, -S-, -S(O)- or -S(O)<sub>2</sub>-; X, Y and Z are -CH<sub>2</sub>-, -CH(alkyl)- or -C(dialkyl)-; R<sup>10</sup> and R<sup>12</sup> -OR<sup>14</sup>-, -O(CO)R<sup>14</sup>-, -O(CO)OR<sup>16</sup> or -O(CO)NR<sup>14</sup>R<sup>15</sup>; R<sup>11</sup> and R<sup>13</sup> are H, alkyl or aryl; or R<sup>10</sup> and R<sup>11</sup> together are -O-, or R<sup>12</sup> and R<sup>13</sup> together are -O-; d is 1-3; h is 0-4; s is 0 or 1; t is 0 or 1; m, n and p are independently 0-4; provided that at least one of s and t is 1, and the sum of m, n, p, s and t is 1-6; provided that when p is 0 and t is 1, the sum of m, s and n is 1-5; and provided that when p is 0 and s is 1, the sum of m, t and n is 1-5; v is 0 or 1; j and k are independently 1-5, provided that the sum of j, k and v is 1-5; R<sup>8</sup> is H, alkyl, arylalkyl, -C(O)R<sup>14</sup> or -COOR<sup>14</sup>; R<sup>9</sup> is H, alkyl, alkoxy, -COOH, NO<sub>2</sub>, -NR<sup>14</sup>R<sup>15</sup>, OH or halogeno; R<sup>14</sup> and R<sup>15</sup> are H, alkyl, aryl and arylalkyl; R<sup>16</sup> is alkyl or optionally substituted aryl; and R<sup>19</sup> is H, OH or alkoxy are disclosed, as well as a method of lowering serum cholesterol by administering said compounds, pharmaceutical compositions containing them, and the combination of a substituted azetidinone and a cholesterol biosynthesis inhibitor for the treatment and prevention of atherosclerosis.

**FOR THE PURPOSES OF INFORMATION ONLY**

Codes used to identify States party to the PCT on the front pages of pamphlets publishing international applications under the PCT.

AT	Austria	GB	United Kingdom	MR	Mauritania
AU	Australia	GE	Georgia	MW	Malawi
BB	Barbados	GN	Guinea	NE	Niger
BE	Belgium	GR	Greece	NL	Netherlands
BF	Burkina Faso	HU	Hungary	NO	Norway
BG	Bulgaria	IE	Ireland	NZ	New Zealand
BJ	Benin	IT	Italy	PL	Poland
BR	Brazil	JP	Japan	PT	Portugal
BY	Belarus	KE	Kenya	RO	Romania
CA	Canada	KG	Kyrgyzstan	RU	Russian Federation
CF	Central African Republic	KP	Democratic People's Republic of Korea	SD	Sudan
CG	Congo	KR	Republic of Korea	SE	Sweden
CH	Switzerland	KZ	Kazakhstan	SI	Slovenia
CI	Côte d'Ivoire	LI	Liechtenstein	SK	Slovakia
CM	Cameroon	LK	Sri Lanka	SN	Senegal
CN	China	LU	Luxembourg	TD	Chad
CS	Czechoslovakia	LV	Latvia	TG	Togo
CZ	Czech Republic	MC	Monaco	TJ	Tajikistan
DE	Germany	MD	Republic of Moldova	TT	Trinidad and Tobago
DK	Denmark	MG	Madagascar	UA	Ukraine
ES	Spain	ML	Mali	US	United States of America
FI	Finland	MN	Mongolia	UZ	Uzbekistan
FR	France			VN	Viet Nam
GA	Gabon				

5

10        **4-[(HETEROCYCLOALKYL OR HETEROAROMATIC)-**  
**SUBSTITUTED PHENYL]-2-AZETIDINONES USEFUL AS**  
**HYPOLIPIDEMIC AGENTS**

**BACKGROUND OF THE INVENTION**

15        The present invention relates to 4-[(heterocycloalkyl or  
heteroaromatic)-substituted phenyl]-2-azetidinones useful as  
hypocholesterolemic agents in the treatment and prevention of  
atherosclerosis, and to the combination of a 4-[(heterocycloalkyl or  
heteroaromatic)-substituted phenyl]-2-azetidinone of this invention and  
20        a cholesterol biosynthesis inhibitor for the treatment and prevention of  
atherosclerosis.

Atherosclerotic coronary heart disease represents the  
major cause for death and cardiovascular morbidity in the western  
world. Risk factors for atherosclerotic coronary heart disease include  
hypertension, diabetes mellitus, family history, male gender, cigarette  
25        smoke and serum cholesterol. A total cholesterol level in excess of 225-  
250 mg/dl is associated with significant elevation of risk.

Cholesteryl esters are a major component of  
atherosclerotic lesions and the major storage form of cholesterol in  
arterial wall cells. Formation of cholesteryl esters is also a key step in  
30        the intestinal absorption of dietary cholesterol.

A few azetidinone compounds have been reported as  
being useful in lowering cholesterol and/or in inhibiting the formation of  
cholesterol-containing lesions in mammalian arterial walls. U.S.  
4,983,597 discloses N-sulfonyl-2-azetidinones as anticholesterolemic  
35        agents and Ram, et al., in Indian J Chem., Sect. B, 29B, 12 (1990), p.  
1134-7, disclose ethyl 4-(2-oxoazetidin-4-yl)phenoxy-alkanoates as

hypolipidemic agents. European Patent Publication 264,231 discloses 1-substituted-4-phenyl-3-(2-oxoalkylidene)-2-azetidinones as blood platelet aggregation inhibitors. European Patent 199,630 and European Patent Application 337,549 disclose elastase inhibitory substituted  
5 azetidinones said to be useful in treating inflammatory conditions resulting in tissue destruction which are associated with various disease states, e.g. atherosclerosis. WO93/02048 discloses substituted  $\beta$ -lactams useful as hypocholesterolemic agents.

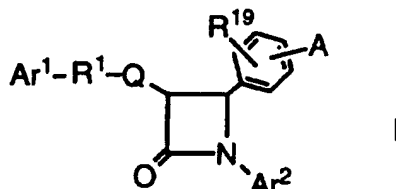
In addition to regulation of dietary cholesterol, the  
10 regulation of whole-body cholesterol homeostasis in humans and animals involves modulation of cholesterol biosynthesis, bile acid biosynthesis, and the catabolism of the cholesterol-containing plasma lipoproteins. The liver is the major organ responsible for cholesterol biosynthesis and catabolism and, for this reason, it is a prime  
15 determinant of plasma cholesterol levels. The liver is the site of synthesis and secretion of very low density lipoproteins (VLDL) which are subsequently metabolized to low density lipoproteins (LDL) in the circulation. LDL are the predominant cholesterol-carrying lipoproteins in the plasma and an increase in their concentration is correlated with  
20 increased atherosclerosis.

When cholesterol absorption in the intestines is reduced, by whatever means, less cholesterol is delivered to the liver. The consequence of this action is a decreased hepatic lipoprotein (VLDL) production and an increase in the hepatic clearance of plasma  
25 cholesterol, mostly as LDL. Thus, the net effect of an inhibition of intestinal cholesterol absorption is a decrease in plasma cholesterol levels.

The inhibition of cholesterol biosynthesis by 3-hydroxy-3-methylglutaryl coenzyme A reductase (EC1.1.1.34) inhibitors has been  
30 shown to be an effective way to reduce plasma cholesterol (Witzum, *Circulation*, 80, 5 (1989), p. 1101-1114) and reduce atherosclerosis. Combination therapy of an HMG CoA reductase inhibitor and a bile acid sequestrant has been demonstrated to be more effective in human hyperlipidemic patients than either agent in monotherapy (Illingworth,  
35 *Drugs*, 36 (Suppl. 3) (1988), p. 63-71).

SUMMARY OF THE INVENTION

Compounds of the present invention are represented by the formula I



5 or a pharmaceutically acceptable salt thereof, wherein

A is selected from the group consisting of R<sup>2</sup>-substituted heterocycloalkyl, R<sup>2</sup>-substituted heteroaryl, R<sup>2</sup>-substituted benzofused heterocycloalkyl, and R<sup>2</sup>-substituted benzofused heteroaryl;

Ar<sup>1</sup> is aryl or R<sup>3</sup>-substituted aryl;

10 Ar<sup>2</sup> is aryl or R<sup>4</sup>-substituted aryl;

Q is a bond or, with the 3-position ring carbon of the azetidinone,

forms the spiro group ; and

R<sup>1</sup> is selected from the group consisting of

15 -(CH<sub>2</sub>)<sub>q</sub>-, wherein q is 2-6, provided that when Q forms a spiro ring, q can also be zero or 1;

-(CH<sub>2</sub>)<sub>e</sub>-G-(CH<sub>2</sub>)<sub>r</sub>-, wherein G is -O-, -C(O)-, phenylene, -NR<sup>B</sup>- or -S(O)<sub>0-2</sub>-, e is 0-5 and r is 0-5, provided that the sum of e and r is 1-6;

20 -(C<sub>2</sub>-C<sub>6</sub> alkenylene)-; and

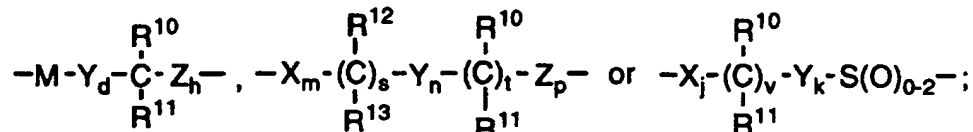
-(CH<sub>2</sub>)<sub>f</sub>-V-(CH<sub>2</sub>)<sub>g</sub>-, wherein V is C<sub>3</sub>-C<sub>6</sub> cycloalkylene, f is 1-5 and g is 0-5, provided that the sum of f and g is 1-6;

R<sup>5</sup> is

25 R<sup>6</sup> and R<sup>7</sup> are independently selected from the group consisting of -CH<sub>2</sub>-, -CH(C<sub>1</sub>-C<sub>6</sub> alkyl)-, -C(di-(C<sub>1</sub>-C<sub>6</sub>) alkyl)-, -CH=CH- and -C(C<sub>1</sub>-C<sub>6</sub> alkyl)=CH-; or R<sup>5</sup> together with an adjacent R<sup>6</sup>, or R<sup>5</sup> together with an adjacent R<sup>7</sup>, form a -CH=CH- or a -CH=C(C<sub>1</sub>-C<sub>6</sub> alkyl)- group;

-4-

- a and b are independently 0, 1, 2 or 3, provided both are not zero;  
 provided that when R<sup>6</sup> is -CH=CH- or -C(C<sub>1</sub>-C<sub>6</sub> alkyl)=CH-, a is 1;  
 provided that when R<sup>7</sup> is -CH=CH- or -C(C<sub>1</sub>-C<sub>6</sub> alkyl)=CH-, b is 1;  
 provided that when a is 2 or 3, the R<sup>6</sup>'s can be the same or different;  
 5 and provided that when b is 2 or 3, the R<sup>7</sup>'s can be the same or different;  
 and when Q is a bond, R<sup>1</sup> also can be:



M is -O-, -S-, -S(O)- or -S(O)<sub>2</sub>-;

- X, Y and Z are independently selected from the group consisting  
 10 of -CH<sub>2</sub>-, -CH(C<sub>1</sub>-C<sub>6</sub> alkyl)- and -C(di-(C<sub>1</sub>-C<sub>6</sub>) alkyl);

- R<sup>10</sup> and R<sup>12</sup> are independently selected from the group  
 consisting of -OR<sup>14</sup>, -O(CO)R<sup>14</sup>, -O(CO)OR<sup>16</sup> and -O(CO)NR<sup>14</sup>R<sup>15</sup>; R<sup>11</sup>  
 and R<sup>13</sup> are independently selected from the group consisting of  
 hydrogen, (C<sub>1</sub>-C<sub>6</sub>)alkyl and aryl; or R<sup>10</sup> and R<sup>11</sup> together are =O, or R<sup>12</sup>  
 15 and R<sup>13</sup> together are =O;

d is 1, 2 or 3;

h is 0, 1, 2, 3 or 4;

- s is 0 or 1; t is 0 or 1; m, n and p are independently 0-4; provided  
 that at least one of s and t is 1, and the sum of m, n, p, s and t is 1-6;  
 20 provided that when p is 0 and t is 1, the sum of m, s and n is 1-5; and  
 provided that when p is 0 and s is 1, the sum of m, t and n is 1-5;

v is 0 or 1;

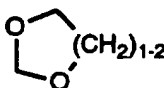
j and k are independently 1-5, provided that the sum of j, k and v  
 is 1-5;

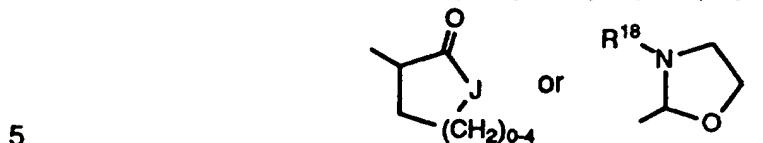
25

- R<sup>2</sup> is 1-3 substituents on the ring carbon atoms selected from the  
 group consisting of hydrogen, (C<sub>1</sub>-C<sub>10</sub>)alkyl, (C<sub>2</sub>-C<sub>10</sub>)alkenyl;  
 (C<sub>2</sub>-C<sub>10</sub>)alkynyl, (C<sub>3</sub>-C<sub>6</sub>)cycloalkyl, (C<sub>3</sub>-C<sub>6</sub>)cycloalkenyl, R<sup>17</sup>-substituted  
 aryl, R<sup>17</sup>-substituted benzyl, R<sup>17</sup>-substituted benzyloxy, R<sup>17</sup>-substituted  
 30 aryloxy, halogeno, -NR<sup>14</sup>R<sup>15</sup>, NR<sup>14</sup>R<sup>15</sup>(C<sub>1</sub>-C<sub>6</sub> alkylene)-,  
 NR<sup>14</sup>R<sup>15</sup>C(O)(C<sub>1</sub>-C<sub>6</sub> alkylene)-, -NHC(O)R<sup>16</sup>, OH, C<sub>1</sub>-C<sub>6</sub> alkoxy,  
 -OC(O)R<sup>16</sup>, -COR<sup>14</sup>, hydroxy(C<sub>1</sub>-C<sub>6</sub>)alkyl, (C<sub>1</sub>-C<sub>6</sub>)alkoxy(C<sub>1</sub>-C<sub>6</sub>)alkyl,  
 NO<sub>2</sub>, -S(O)<sub>0-2</sub>R<sup>16</sup>, -SO<sub>2</sub>NR<sup>14</sup>R<sup>15</sup> and -(C<sub>1</sub>-C<sub>6</sub> alkylene)COOR<sup>14</sup>; when

-5-

R<sup>2</sup> is a substituent on a heterocycloalkyl ring, R<sup>2</sup> is as defined, or is =O

or  ; and, where R<sup>2</sup> is a substituent on a substitutable ring nitrogen, it is hydrogen, (C<sub>1</sub>-C<sub>6</sub>)alkyl, aryl, (C<sub>1</sub>-C<sub>6</sub>)alkoxy, aryloxy, (C<sub>1</sub>-C<sub>6</sub>)alkylcarbonyl, arylcarbonyl, hydroxy, -(CH<sub>2</sub>)<sub>1-6</sub>CONR<sup>18</sup>R<sup>18</sup>,



J is -O-, -NH-, -NR<sup>18</sup>- or -CH<sub>2</sub>-;

R<sup>3</sup> and R<sup>4</sup> are independently selected from the group consisting of 1-3 substituents independently selected from the group consisting of (C<sub>1</sub>-C<sub>6</sub>)alkyl, -OR<sup>14</sup>, -O(CO)R<sup>14</sup>, -O(CO)OR<sup>16</sup>, -O(CH<sub>2</sub>)<sub>1-5</sub>OR<sup>14</sup>,  
 10 -O(CO)NR<sup>14</sup>R<sup>15</sup>, -NR<sup>14</sup>R<sup>15</sup>, -NR<sup>14</sup>(CO)R<sup>15</sup>, -NR<sup>14</sup>(CO)OR<sup>16</sup>,  
 -NR<sup>14</sup>(CO)NR<sup>15</sup>R<sup>19</sup>, -NR<sup>14</sup>SO<sub>2</sub>R<sup>16</sup>, -COOR<sup>14</sup>, -CONR<sup>14</sup>R<sup>15</sup>, -COR<sup>14</sup>,  
 -SO<sub>2</sub>NR<sup>14</sup>R<sup>15</sup>, S(O)<sub>0-2</sub>R<sup>16</sup>, -O(CH<sub>2</sub>)<sub>1-10</sub>-COOR<sup>14</sup>,  
 -O(CH<sub>2</sub>)<sub>1-10</sub>CONR<sup>14</sup>R<sup>15</sup>, -(C<sub>1</sub>-C<sub>6</sub> alkylene)-COOR<sup>14</sup>, -CH=CH-COOR<sup>14</sup>,  
 -CF<sub>3</sub>, -CN, -NO<sub>2</sub> and halogen;

15 R<sup>8</sup> is hydrogen, (C<sub>1</sub>-C<sub>6</sub>)alkyl, aryl (C<sub>1</sub>-C<sub>6</sub>)alkyl, -C(O)R<sup>14</sup> or -COOR<sup>14</sup>;

R<sup>9</sup> and R<sup>17</sup> are independently 1-3 groups independently selected from the group consisting of hydrogen, (C<sub>1</sub>-C<sub>6</sub>)alkyl, (C<sub>1</sub>-C<sub>6</sub>)alkoxy, -COOH, NO<sub>2</sub>, -NR<sup>14</sup>R<sup>15</sup>, OH and halogeno;

20 R<sup>14</sup> and R<sup>15</sup> are independently selected from the group consisting of hydrogen, (C<sub>1</sub>-C<sub>6</sub>)alkyl, aryl and aryl-substituted (C<sub>1</sub>-C<sub>6</sub>)alkyl;

R<sup>16</sup> is (C<sub>1</sub>-C<sub>6</sub>)alkyl, aryl or R<sup>17</sup>-substituted aryl;

R<sup>18</sup> is hydrogen or (C<sub>1</sub>-C<sub>6</sub>)alkyl; and

25 R<sup>19</sup> is hydrogen, hydroxy or (C<sub>1</sub>-C<sub>6</sub>)alkoxy.

"A" is preferably an R<sup>2</sup>-substituted, 6-membered heterocycloalkyl ring containing 1 or 2 nitrogen atoms. Preferred heterocycloalkyl rings are piperidinyl, piperazinyl and morpholinyl  
 30 groups. The ring "A" is preferably joined to the phenyl ring through a ring nitrogen. Preferred R<sup>2</sup> substituents are hydrogen and lower alkyl. R<sup>19</sup> is preferably hydrogen.

Ar<sup>2</sup> is preferably phenyl or R<sup>4</sup>-phenyl, especially (4-R<sup>4</sup>)-substituted phenyl. Preferred definitions of R<sup>4</sup> are lower alkoxy, especially methoxy, and halogeno, especially fluoro.

Ar<sup>1</sup> is preferably phenyl or R<sup>3</sup>-substituted phenyl,  
5 especially (4-R<sup>3</sup>)-substituted phenyl.

There are several preferred definitions for the -R<sup>1</sup>-Q-combination of variables:

Q is a bond and R<sup>1</sup> is lower alkylene, preferably propylene;

Q is a spiro group as defined above, wherein preferably R<sup>6</sup> and

10 R<sup>7</sup> are each ethylene and R<sup>5</sup> is  $-\overset{\text{I}}{\text{C}}\text{H}-$  or  $-\overset{\text{I}}{\text{C}}(\text{OH})-$ ;

Q is a bond and R<sup>1</sup> is  $-\text{M}-\overset{\text{R}^{10}}{\underset{\text{R}^{11}}{\text{C}}}-\text{Z}_h-$  wherein the variables are chosen such that R<sup>1</sup> is -O-CH<sub>2</sub>-CH(OH)-;

Q is a bond and R<sup>1</sup> is  $-\text{X}_m-\overset{\text{R}^{12}}{\underset{\text{R}^{13}}{\text{C}}}_s-\text{Y}_n-\overset{\text{R}^{10}}{\underset{\text{R}^{11}}{\text{C}}}_t-\text{Z}_p-$  wherein the variables are chosen such that R<sup>1</sup> is -CH(OH)-(CH<sub>2</sub>)<sub>2</sub>-; and

Q is a bond and R<sup>1</sup> is  $-\text{X}_j-\overset{\text{R}^{10}}{\underset{\text{R}^{11}}{\text{C}}}_v-\text{Y}_k-\text{S}(\text{O})_{0-2}-$  wherein the variables are chosen such that R<sup>1</sup> is -CH(OH)-CH<sub>2</sub>-S(O)<sub>0-2</sub>-.

15 This invention also relates to the use of a compound of formula I as a hypocholesterolemic agent in a mammal in need of such treatment.

In another aspect, the invention relates to a pharmaceutical composition comprising a substituted azetidinone of formula I in a  
20 pharmaceutically acceptable carrier.

The present invention also relates to a method of reducing plasma cholesterol levels, and to a method of treating or preventing atherosclerosis, comprising administering to a mammal in need of such treatment an effective amount of a combination of a 4[(heterocycloalkyl  
25 or heteroaromatic)-substituted phenyl]-2-azetidinone cholesterol



absorption inhibitor of this invention and a cholesterol biosynthesis inhibitor. That is, the present invention relates to the use of a 4[(heterocycloalkyl or heteroaromatic)-substituted phenyl]-2-azetidinone cholesterol absorption inhibitor for combined use with a cholesterol biosynthesis inhibitor (and, similarly, use of a cholesterol biosynthesis inhibitor for combined use with a 4[(heterocycloalkyl or heteroaromatic)-substituted phenyl]-2-azetidinone cholesterol absorption inhibitor) to treat or prevent atherosclerosis or to reduce plasma cholesterol levels.

In yet another aspect, the invention relates to a pharmaceutical composition comprising an effective amount of a 4[(heterocycloalkyl or heteroaromatic)-substituted phenyl]-2-azetidinone cholesterol absorption inhibitor, a cholesterol biosynthesis inhibitor, and a pharmaceutically acceptable carrier. In a final aspect, the invention relates to a kit comprising in one container an effective amount of a 4[(heterocycloalkyl or heteroaromatic)-substituted phenyl]-2-azetidinone cholesterol absorption inhibitor in a pharmaceutically acceptable carrier, and in a separate container, an effective amount of a cholesterol biosynthesis inhibitor in a pharmaceutically acceptable carrier.

## 20 DETAILED DESCRIPTION:

As used herein, the term "alkyl" or "lower alkyl" means straight or branched alkyl chains of 1 to 6 carbon atoms and "alkoxy" similarly refers to alkoxy groups having 1 to 6 carbon atoms.

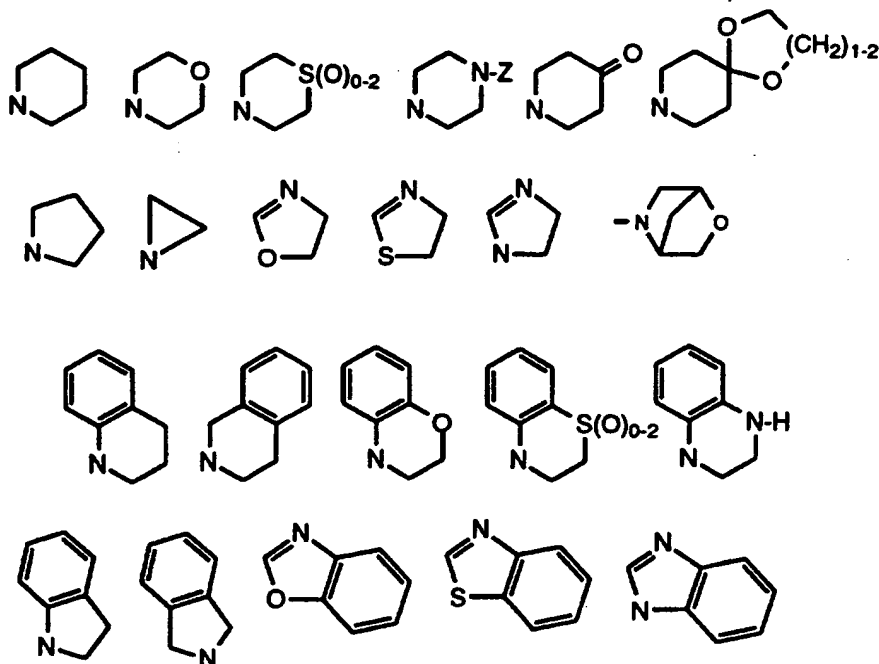
"Alkenyl" means straight or branched carbon chains having one or more double bonds in the chain, conjugated or unconjugated. Similarly, "alkynyl" means straight or branched carbon chains having one or more triple bonds in the chain. Where an alkyl, alkenyl or alkynyl chain joins two other variables and is therefore bivalent, the terms alkylene, alkenylene and alkynylene are used.

"Cycloalkyl" means a saturated carbon ring of 3 to 6 carbon atoms, while "cycloalkylene" refers to a corresponding bivalent ring, wherein the points of attachment to other groups include all positional isomers.

"Halogeno" refers to fluorine, chlorine, bromine or iodine radicals.

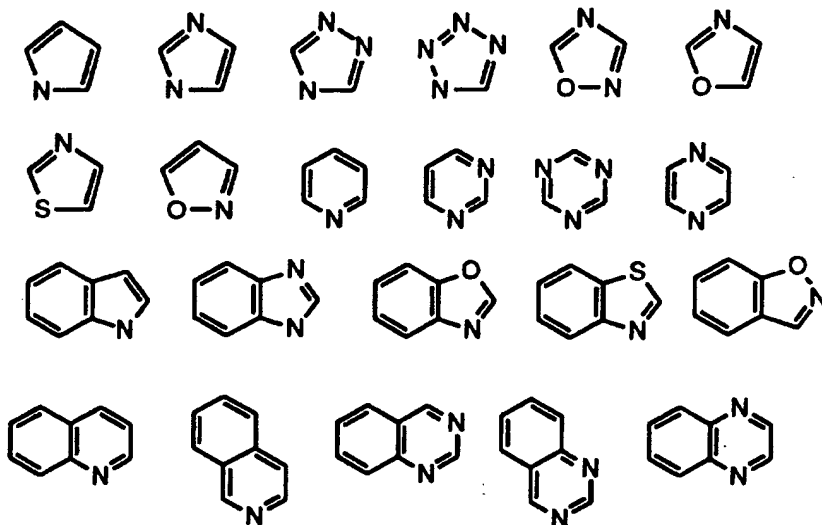
"Aryl" means phenyl, naphthyl, indenyl, tetrahydronaphthyl or indanyl. "Phenylene" means a bivalent phenyl group, including ortho, meta and para-substitution. R<sup>17</sup>-benzyl and R<sup>17</sup>-benzyloxy refer to benzyl and benzyloxy radicals which are substituted on the phenyl ring.

5 "Heterocycloalkyl" means a 3- to 7-membered saturated ring containing a nitrogen atom, optionally containing one additional heteroatom selected from the group consisting of N, O and S(O)<sub>0-2</sub>, and optionally containing a double bond between a ring nitrogen and an adjacent carbon. The heterocycloalkyl ring is substituted on one or  
 10 more ring carbon or nitrogen atoms by a variable R<sup>2</sup> as defined above. "Benzofused heterocycloalkyl" refers to heterocycloalkyl groups as defined wherein a benzene radical is joined to adjacent carbon atoms. Typical heterocycloalkyl and benzofused heterocycloalkyl groups are exemplified as shown:



15 "Heteroaryl" means 5- to 6-membered aromatic rings containing a nitrogen atom and optionally containing 1 to 3 additional heteroatoms selected from the group consisting of N, S and O. The heteroaryl ring is substituted on one or more ring carbon or nitrogen  
 20 atoms by a variable R<sup>2</sup> as defined above. Benzofused heteroaryl refers to radicals formed by the bonding of a benzene radical to adjacent

carbon atoms on a heteroaryl ring; examples are indolyl, quinolyl, quinazoliny, quinoxaliny, benzotriazolyl, indazolyl, benzoxazolyl, benzothienyl and benzofuranyl. Typical heteroaryl groups are exemplified as shown:



5

The terms heterocycloalkyl and heteroaryl include all positional isomers for a given heterocycloalkyl or heteroaryl group as defined above, for example 2- piperdiny, 3- piperidiny or 3-piperidiny, and 2-pyridyl, 3-pyridyl and 4-pyridyl.

10

The above statements, wherein, for example,  $R^{14}$ ,  $R^{15}$  and  $R^{19}$  are said to be independently selected from a group of substituents, means that  $R^{14}$ ,  $R^{15}$  and  $R^{19}$  are independently selected, but also that where an  $R^{14}$ ,  $R^{15}$  or  $R^{19}$  variable occurs more than once in a molecule, those occurrences are independently selected (e.g., if  $R^3$  is  $-OR^{14}$

15

wherein  $R^{14}$  is hydrogen,  $R^4$  can be  $-OR^{14}$  wherein  $R^{14}$  is lower alkyl). Those skilled in the art will recognize that the size and nature of the substituent(s) will affect the number of substituents which can be present.

20

Compounds of the invention have at least one asymmetrical carbon atom and therefore all isomers, including diastereomers and rotational isomers are contemplated as being part of this invention. The invention includes d and l isomers in both pure form and in admixture, including racemic mixtures. Isomers can be prepared using conventional techniques, either by reacting optically pure or

optically enriched starting materials or by separating isomers of a compound of formula I.

Those skilled in the art will appreciate that for some compounds of formula I, one isomer will show greater pharmacological activity than other isomers.

Compounds of the invention with an amino group can form pharmaceutically acceptable salts with organic and inorganic acids. Examples of suitable acids for salt formation are hydrochloric, sulfuric, phosphoric, acetic, citric, oxalic, malonic, salicylic, malic, fumaric, succinic, ascorbic, maleic, methanesulfonic and other mineral and carboxylic acids well known to those in the art. The salt is prepared by contacting the free base form with a sufficient amount of the desired acid to produce a salt. The free base form may be regenerated by treating the salt with a suitable dilute aqueous base solution such as dilute aqueous sodium bicarbonate. The free base form differs from its respective salt form somewhat in certain physical properties, such as solubility in polar solvents, but the salt is otherwise equivalent to its respective free base forms for purposes of the invention.

Certain compounds of the invention are acidic (e.g., those compounds which possess a carboxyl group). These compounds form pharmaceutically acceptable salts with inorganic and organic bases. Examples of such salts are the sodium, potassium, calcium, aluminum, gold and silver salts. Also included are salts formed with pharmaceutically acceptable amines such as ammonia, alkyl amines, hydroxyalkylamines, N-methylglucamine and the like.

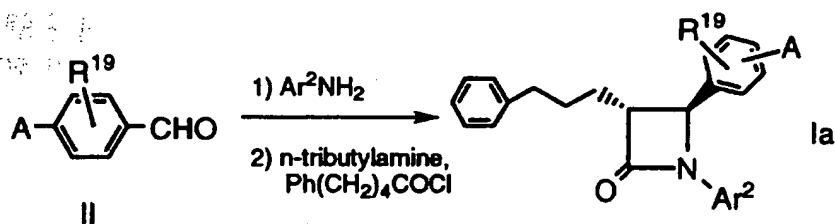
Cholesterol biosynthesis inhibitors for use in the combination of the present invention include HMG CoA reductase inhibitors such as lovastatin, pravastatin, fluvastatin, simvastatin and CI-981; HMG CoA synthetase inhibitors, for example L-659,699 ((E,E-11-[3'R-(hydroxy-methyl)-4'-oxo-2'R-oxetanyl]-3,5,7R-trimethyl-2,4-undecadienoic acid); squalene synthesis inhibitors, for example squalastatin 1; and squalene epoxidase inhibitors, for example, NB-598 ((E)-N-ethyl-N-(6,6-dimethyl-2-hepten-4-ynyl)-3-[(3,3'-bithiophen-5-yl)methoxy]benzene-methanamine hydrochloride). Preferred HMG CoA reductase inhibitors are lovastatin, pravastatin and simvastatin.

-11-

Compounds of formula I can be prepared by known methods, for example WO 93/02048 describes the preparation of compounds wherein -R<sup>1</sup>-Q- is alkylene, alkenylene or alkylene interrupted by a hetero atom, phenylene or cycloalkylene; WO 94/17038 describes the preparation of compounds wherein Q is a spirocyclic group; PCT/US94/10099 describes the preparation of compounds wherein -R<sup>1</sup>-Q- is a hydroxy-substituted alkylene group; PCT/US95/03196, filed March 22, 1995, describes compounds wherein -R<sup>1</sup>-Q- is a hydroxy-substituted alkylene attached to the Ar<sup>1</sup> moiety through an -O- or S(O)<sub>0-2</sub>- group; and U.S. Serial No. 08/342,197, filed November 18, 1994, describes the preparation of compounds wherein -R<sup>1</sup>-Q- is a hydroxy-substituted alkylene group attached the the azetidinone ring by a -S(O)<sub>0-2</sub>- group. The cited patent applications are incorporated herein by reference.

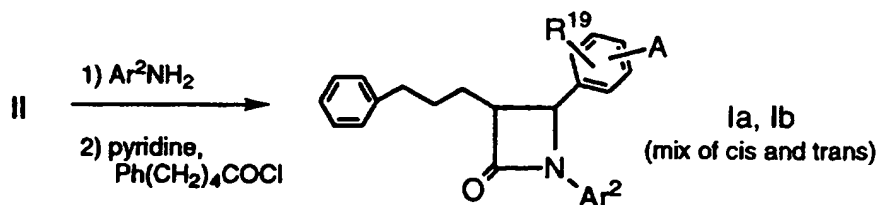
For example, compounds of formula I wherein Ar<sup>1</sup>-R<sup>1</sup>-Q- is phenylpropyl can be made according to the following procedures:

Method A:



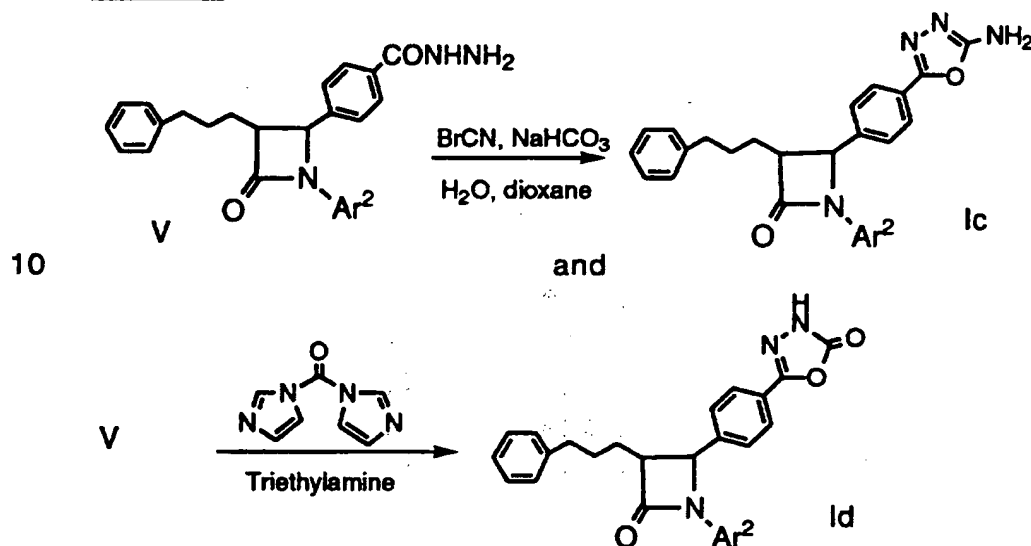
A heterocycloalkyl- or heteroaryl-substituted benzaldehyde of formula II is refluxed with an aniline derivative of formula Ar<sup>2</sup>NH<sub>2</sub> in an inert solvent such as toluene. n-Tributylamine is added at reflux, then 5-phenylvaleryl chloride (Ph(CH<sub>2</sub>)<sub>4</sub>COCl) is added and the mixture refluxed. Conventional extraction and chromatographic techniques are used to obtain the trans isomer of formula Ia.

Method B:

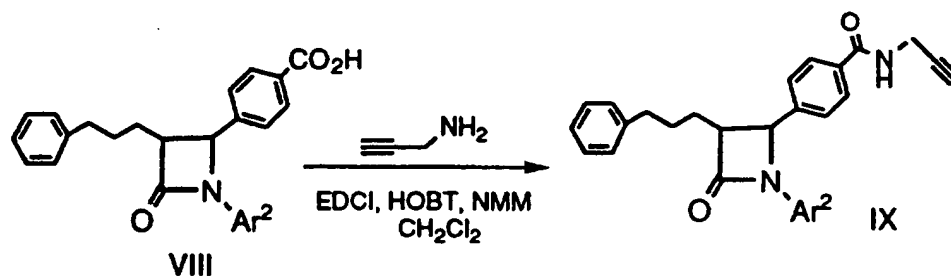


-12-

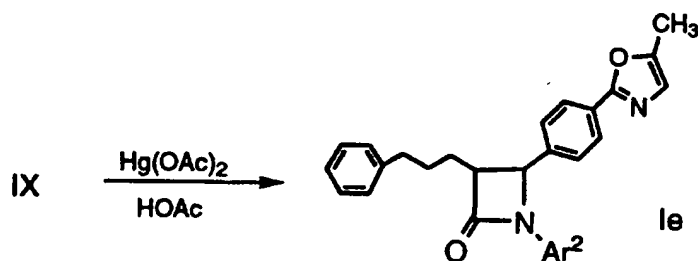
A heterocycloalkyl- or heteroaryl-substituted benzaldehyde of formula II is refluxed with an aniline derivative of formula  $Ar^2NH_2$  in an inert solvent such as toluene. Pyridine and  $Ph(CH_2)_4COCl$  are added and the mixture is refluxed, or, alternatively, the toluene is removed and pyridine serves as both the solvent and the base. Conventional extraction and chromatographic techniques are used to obtain a mixture of the cis and trans isomers of formula Ia and Ib.

**Method C:**

Compounds wherein  $R^{19}$  is hydrogen and A is oxadiazolyl can be prepared from the corresponding benzoic acid hydrazide of formula V: an amino-substituted oxadiazolyl of formula Ic is prepared by reacting a mixture of the hydrazide in water and dioxane at room temperature with cyanogen bromide and  $NaHCO_3$ ; a keto-substituted oxadiazolyl of formula Id is prepared by reacting the hydrazide with 1,1'-carbonyl diimidazole and a base such as triethylamine in an inert solvent such as tetrahydrofuran.

**Method D:**

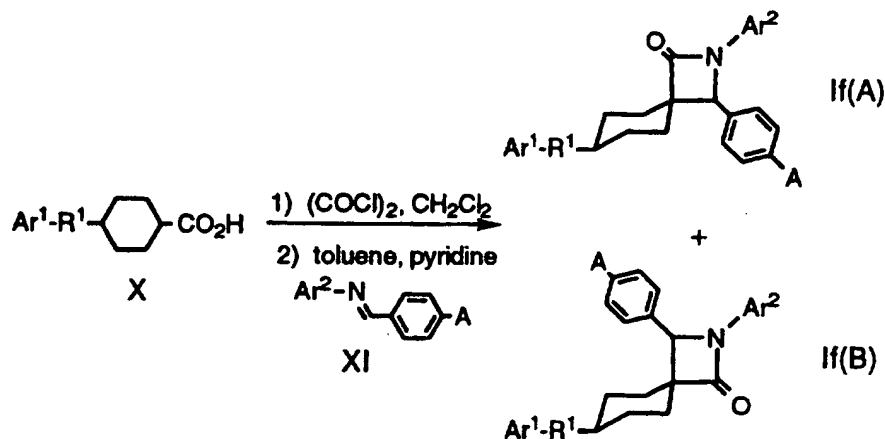
-13-



Compounds of formula I wherein A is an oxazoly group, e.g., compounds of formula 1e, can be prepared by reacting a benzoic acid of formula VIII with propargylamine in the presence of well known coupling reagents such as 1-(3-dimethylaminopropyl)-3-ethylcarbodiimide hydrochloride, hydroxybenzotriazole and N-methylmorpholine to obtain the corresponding N-3-propyne-benzamide of formula IX. The compound of formula IX is then treated with a reagent such as mercury acetate to obtain an oxazoly-substituted compound of formula 1e.

Those skilled in the art will recognize that compounds of formula I wherein Ar<sup>1</sup>-R<sup>1</sup>-Q- is other than phenylpropyl can be prepared by procedures similar to Methods A-D, provided that when reactive groups are present, such as in compounds wherein a hydroxy group is present on the side chain, said reactive groups are suitably protected during the reactions.

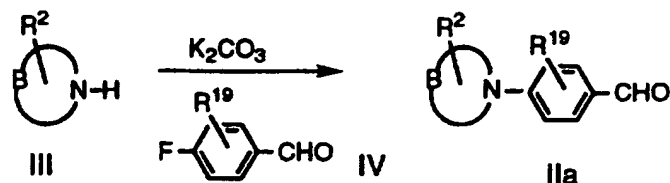
Also, compounds of formula I wherein Q is a spiro ring can be made according to the following procedure:



An acid of formula X can be converted to the corresponding acid chloride, and can then be reacted with an imine of formula XI by refluxing in a mixture of toluene and pyridine. The resultant crude

mixture of diastereomers can be purified and separated using techniques well known in the art.

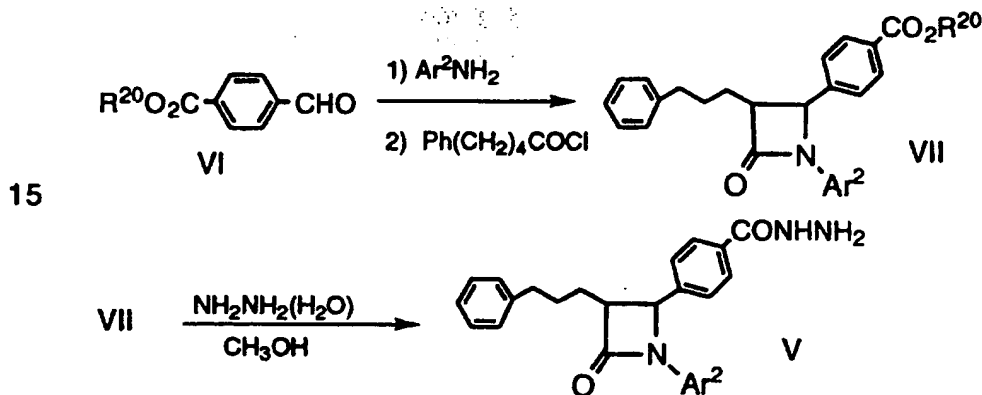
Starting materials of formula IIa, wherein A is a nitrogen-containing heterocycloalkyl or heteroaromatic group joined to the phenyl ring through a ring nitrogen, can be prepared by known methods, for example:



A compound of formula III, wherein B and N form a heterocycloalkane or a heteroaromatic moiety and R<sup>2</sup> is as defined above, is combined with K<sub>2</sub>CO<sub>3</sub> (anhydrous) and heated to obtain the corresponding nitrogen-containing heterocycloalkyl- or heteroaryl-substituted benzaldehyde of formula IIa.

10

Starting materials of formula V can be prepared by known methods, for example:



An ester of formula VI, wherein R<sup>20</sup> is lower alkyl, e.g., methyl, is reacted with an aniline derivative of formula Ar<sup>2</sup>NH<sub>2</sub> followed by 5-phenylvaleryl chloride as described above in Method A to obtain the benzoate of formula VII. The benzoate is then refluxed with hydrazine hydrate to obtain a hydrazide of formula V.

20

Starting materials of formula VIII are prepared by deprotecting the corresponding ester of formula VII by conventional methods, e.g., by treating with a base such as LiOH or NaOH. Starting

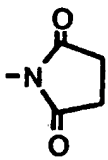


-15-

materials of formulas III, VI and X are known in the art or can be prepared by well known methods.

It will also be apparent to those skilled in the art, and by reference to the following examples, that compounds of formula I can be converted into different compounds of formula I by known methods. For example, a compound of formula I wherein A is a (4-(4-benzylpiperaziny-1-yl) group can be converted to the corresponding (4-piperazin-1-yl) compound by treatment with palladium and ammonium formate.

Reactive groups not involved in the above processes can be protected during the reactions with conventional protecting groups which can be removed by standard procedures after the reaction. The following Table 1 shows some typical protecting groups:

Group to be Protected	Group to be Protected and Protecting Group
-COOH	-COOalkyl, -COObenzyl, -COOphenyl
>NH	>NCOalkyl, >NCObenzyl, >NCOphenyl >NCH <sub>2</sub> OCH <sub>2</sub> CH <sub>2</sub> Si(CH <sub>3</sub> ) <sub>3</sub> , >NC(O)OC(CH <sub>3</sub> ) <sub>3</sub> N-benzyl, NSi(CH <sub>3</sub> ) <sub>3</sub> , NSi(CH <sub>3</sub> ) <sub>2</sub> C(CH <sub>3</sub> ) <sub>2</sub>
-NH <sub>2</sub>	
-OH	-OCH <sub>3</sub> , -OCH <sub>2</sub> OCH <sub>3</sub> , -OSi(CH <sub>3</sub> ) <sub>3</sub> , -OSi(CH <sub>3</sub> ) <sub>2</sub> C(CH <sub>3</sub> ) <sub>2</sub> or -OCH <sub>2</sub> phenyl

We have found that the compounds of this invention lower serum lipid levels, in particular serum cholesterol levels. Compounds of this invention have been found to inhibit the intestinal absorption of cholesterol and to significantly reduce the formation of liver cholesteryl esters in animal models. Thus, compounds of this invention are hypocholesterolemic agents by virtue of their ability to inhibit the

esterification and/or intestinal absorption of cholesterol; they are therefore useful in the treatment and prevention of atherosclerosis in mammals, in particular in humans.

5 In addition to the compound aspect, the present invention therefore also relates to a method of lowering serum cholesterol levels, which method comprises administering to a mammal in need of such treatment a hypocholesterolemic effective amount of a compound of formula I of this invention. The compound is preferably administered in a pharmaceutically acceptable carrier suitable for oral administration.

10 The present invention also relates to a pharmaceutical composition comprising a compound of formula I of this invention and a pharmaceutically acceptable carrier. The compounds of formula I can be administered in any conventional oral dosage form such as capsules, tablets, powders, cachets, suspensions or solutions. The formulations and pharmaceutical compositions can be prepared using conventional pharmaceutically acceptable excipients and additives and conventional techniques. Such pharmaceutically acceptable excipients and additives include non-toxic compatible fillers, binders, disintegrants, buffers, preservatives, anti-oxidants, lubricants, flavorings, thickeners, coloring agents, emulsifiers and the like.

15 The daily hypocholesteremic dose of a compound of formula I is about 0.1 to about 30 mg/kg of body weight per day, preferably about 0.1 to about 15 mg/kg. For an average body weight of 70kg, the dosage level is therefore from about 5 to about 2000 mg of drug per day, preferably about 5 to about 1000 mg, given in a single dose or 2-4 divided doses. The exact dose, however, is determined by the attending clinician and is dependent on the potency of the compound administered, the age, weight, condition and response of the patient.

20 For the combinations of this invention wherein the substituted azetidinone is administered in combination with a cholesterol biosynthesis inhibitor, the typical daily dose of the cholesterol biosynthesis inhibitor is 0.1 to 80 mg/kg of mammalian weight per day administered in single or divided dosages, usually once or twice a day: for example, for HMG CoA reductase inhibitors, about 10 to about 40 mg per dose is given 1 to 2 times a day, giving a total daily

-17-

dose of about 10 to 80 mg per day, and for the other cholesterol biosynthesis inhibitors, about 1 to 1000 mg per dose is given 1 to 2 times a day, giving a total daily dose of about 1 mg to about 2 g per day. The exact dose of any component of the combination to be administered  
5 is determined by the attending clinician and is dependent on the potency of the compound administered, the age, weight, condition and response of the patient.

Where the components of a combination are administered separately, the number of doses of each component given per day may  
10 not necessarily be the same, e.g. where one component may have a greater duration of activity, and will therefore need to be administered less frequently.

Since the present invention relates to the reduction of plasma cholesterol levels by treatment with a combination of active  
15 ingredients wherein said active ingredients may be administered separately, the invention also relates to combining separate pharmaceutical compositions in kit form. That is, a kit is contemplated wherein two separate units are combined: a cholesterol biosynthesis inhibitor pharmaceutical composition and a substituted azetidinone  
20 absorption inhibitor pharmaceutical composition. The kit will preferably include directions for the administration of the separate components. The kit form is particularly advantageous when the separate components must be administered in different dosage forms (e.g. oral and parenteral) or are administered at different dosage intervals.

25 Following are examples of preparing compounds of formula I. The stereochemistry listed is relative stereochemistry unless otherwise noted. The terms cis and trans refer to the relative orientations at the  $\beta$ -lactam 3- and 4-positions.

#### Preparation 1

30 4-(4-Benzylpiperazin-1-yl)benzaldehyde

Heat a mixture of 4-benzylpiperazine (5.0 mL, 28.8 mmol), 4-fluorobenzaldehyde (3.1 mL, 28.8 mmol) and anhydrous  $K_2CO_3$  (5.96g, 43.1 mmol) in DMF (50 mL) to  $\sim 150^\circ C$  overnight. Cool the mixture to room temperature, partition between water and ether ( $Et_2O$ ), and extract  
35 with  $Et_2O$ . Combine the  $Et_2O$  extracts, wash with water and brine, dry over anhydrous  $Na_2SO_4$  and concentrate in vacuo to obtain 7.91g (98%)

-18-

of 4-(4-benzylpiperazin-1-yl)benzaldehyde as a yellow solid of sufficient purity to be employed in Example 1 without further purification.

$^1\text{H}$  NMR(400 MHz,  $\text{CDCl}_3$ ): 9.77(1H, s), 7.74(2H, d,  $J=8.8$  Hz), 7.32(5H, m), 6.90(2H, d,  $J=8.8$  Hz), 3.58(2H, s), 3.41(4H, m), 2.61(4H, m).

5

### Preparation 2

#### 4-[1-(4-Methoxyphenyl)-3-(3-phenylpropyl)-2-oxo-4-azetidiny]benzoic acid hydrazide

**Step 1:** Reflux a solution of methyl 4-formylbenzoate (5.23g, 31.9 mmol) and p-anisidine in toluene (50 mL) overnight with azeotropic removal of water via a Dean-Stark trap. Add n-tributylamine (22.8 mL, 95.6 mmol), followed by 5-phenylvaleryl chloride (47.8 mL, 47.8 mmol, 1M in toluene) and reflux overnight. Cool the reaction to room temperature, quench with 1M HCl and stir 15 min. Dilute the reaction mixture with ethyl acetate (EtOAc), wash with 1M HCl, water and brine, dry over  $\text{Na}_2\text{SO}_4$  and concentrate. Dissolve the resulting residue in tetrahydrofuran (THF), dilute with an equal volume of  $\text{CH}_3\text{OH}$ , add  $\text{NaBH}_4$  (1.22g, 32 mmol) and stir for 30 min. Add 1M HCl, dilute with EtOAc and wash with 1M HCl, water and brine. Dry over  $\text{Na}_2\text{SO}_4$ , filter and concentrate on enough silica gel to obtain a free-flowing powder. Load the powder onto a chromatography column packed with silica and 30% EtOAc/hexanes and elute with the same solvent to obtain 12.2g (92%) of methyl 4-[1-(4-methoxyphenyl)-3-(3-phenylpropyl)-2-oxo-4-azetidiny]benzoate as a 12/1 trans/cis mixture.  $^1\text{H}$  NMR (400 MHz,  $\text{CDCl}_3$ , trans isomer) 8.05(2H, d,  $J=8.2$  Hz), 7.39(2H, d,  $J=8.2$  Hz), 7.28(3H, m), 7.17(6H, m), 6.77(2H, d,  $J=6.9$  Hz), 4.65(1H, d,  $J=2.1$  Hz), 3.91(3H, s), 3.73(3H, s), 3.09(1H, m), 2.65(2H, m), 1.97(1H, m), 1.82(3H, m). Diagnostic C-4 proton for cis diastereomer 5.18( $J=5.7$  Hz). MS(EI): 429( $\text{M}^+$ ,6), 269(13), 149(100).

**Step 2:** Reflux a mixture of the product of Step 1 (7.5g, 17.5 mmol, 12/1 trans/cis mixture) and hydrazine hydrate (4.7 mL, 87.3 mmol) in  $\text{CH}_3\text{OH}$  (40 mL) overnight, monitoring the reaction by TLC (30% EtOAc/hexanes) and adding additional hydrazine and refluxing further as necessary. Evaporate most of the solvent in vacuo and partition the resultant residue between water and EtOAc. Wash with water and brine, dry over  $\text{Na}_2\text{SO}_4$  and concentrate onto silica gel to obtain a free-flowing powder. Load the powder onto a chromatography column packed with silica and EtOAc.

-19-

Elute with EtOAc to obtain 3.8g (50%) of the title compound as a 6/1 trans/cis mixture. <sup>1</sup>H NMR (400 MHz, CDCl<sub>3</sub>, trans isomer) 7.74(2H, d, J=8.2 Hz), 7.39(2H, d, J=8.2 Hz), 7.28(2H, m), 7.16(5H, m), 6.76(2H, d, J=9.1 Hz), 4.63(1H, d, J=2.1 Hz), 3.73(3H, s), 3.06(1H, m), 2.65(2H, m),  
5 1.98(1H, m), 1.85(3H, m). Diagnostic C-4 proton for cis diastereomer 5.16(J=5.6 Hz). MS(EI): 429(M<sup>+</sup>,74), 249(100), 149(35). HRMS calculated for C<sub>26</sub>H<sub>27</sub>N<sub>3</sub>O<sub>3</sub>: 429.2052; found 429.2052

### Preparation 3

10 4-[1-(4-Methoxyphenyl)-3-(3-phenylpropyl)-2-oxo-4-azetidiny]benzoic acid

Add 2N NaOH (39 mL, 78 mmol) to a room temperature solution of the product of Preparation 2, Step 1 (6.7g, 15.6 mmol, 12/1 trans/cis mixture) in 50% THF/CH<sub>3</sub>OH (200 mL). Stir the mixture overnight, evaporate most of the solvent in vacuo and partition the  
15 residue between 3N HCl and EtOAc. Extract with EtOAc, combine the extracts, wash with water and brine, dry over Na<sub>2</sub>SO<sub>4</sub> and concentrate to obtain 6.87g (approx. 100%) of the title compound as a 11/1 trans/cis mixture. <sup>1</sup>H NMR (300 MHz, CDCl<sub>3</sub>, trans isomer) 8.17(2H, d, J=8.3 Hz), 7.50(2H, d, J=8.3 Hz), 7.35(3H, m), 7.25(4H, m), 6.85(2H, d, J=9.0 Hz),  
20 4.74(1H, d, J=2.2 Hz), 3.81(3H, s), 3.13(1H, m), 2.73(2H, m), 1.92(4H, m). Diagnostic C-4 proton for cis diastereomer 5.27(J=5.7 Hz). Elemental analysis for C<sub>26</sub>H<sub>25</sub>NO<sub>4</sub>: calculated C=75.15, H=6.06, N=3.37; found C=74.79, H=6.18, N=3.58.

### Example 1

25 trans-1-(4-Methoxyphenyl)-3-(3-phenylpropyl)-4-[4-(4-benzylpiperazin-1-yl)phenyl]-2-azetidinone

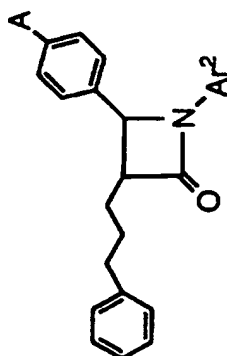
Reflux a solution of the product of Preparation 1 (7.89g, 28.1 mmol) and 4-methoxyaniline (3.47g, 28.1 mmol) in toluene (100 mL) with azeotropic removal of water via a Dean-Stark trap. Monitor the  
30 progress of the reaction by NMR. When the reaction is complete, add n-tributylamine (20.1mL, 84.4 mmol) at reflux, then add 5-phenylvaleryl chloride (42.2 mL, 42.2 mmol, 1M in toluene) and reflux the mixture overnight. Again, monitor the progress of the reaction by NMR, and if it indicates that a considerable amount of imine remains, add additional 5-  
35 phenylvaleryl chloride (1.5-2.0 eq, 1M in toluene) and n-tributylamine (2.2-3.0 eq) and continue to reflux; repeat this process as needed until

-20-

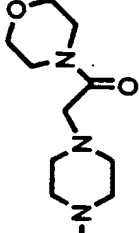

no further reaction progress is evident by NMR. Cool the mixture to room temperature, partition between  $\text{NH}_4\text{Cl}$  (sat.) and EtOAc, and extract with EtOAc. Combine the extracts, wash with  $\text{NH}_4\text{Cl}$  (sat.), water and brine, dry over anhydrous  $\text{Na}_2\text{SO}_4$  and concentrate to a brown oil.

- 5 Chromatograph on silica gel, eluting with 33% EtOAc/hexanes, to obtain 4.14g (27%) of an amber oil. Recrystallize from EtOAc/hexanes to obtain 0.67g of the title compound. M.p. 139-140°C;  $^1\text{H}$  NMR: (400MHz,  $\text{CDCl}_3$ ): 7.33(4H, m), 7.26(4H, m), 7.17(6H, m), 6.87(2H, d,  $J=8.6$  Hz), 6.75(2H, d,  $J=8.9$  Hz), 4.51(1H, d,  $J=2.12$  Hz), 3.72(3H, s),
- 10 3.58(2H, m), 3.21(4H, s), 3.07(1H, m), 2.61(6H, m), 1.94(1H, m), 1.82(3H, m); MS: (CI): 546 ( $\text{M}^+$ , 47), 397(24), 150(100), 91(33).

Using appropriate starting materials in a procedure similar to that described above, compounds shown in the following table can be prepared, wherein A and Ar are as defined in the table:



Ex. #	A	Ar <sup>2</sup>	M.p., °C	NMR	HRMS	MS
1A		4-PhOMe	106-107	-	C <sub>30</sub> H <sub>35</sub> N <sub>3</sub> O <sub>2</sub> calc'd: 469.2729 found: 469.2711	(EI): 469(M <sup>+</sup> , 1), 320(100), 215(36), 149(19), 91(41)
1B		Ph	282-283	(400MHz, CDCl <sub>3</sub> ): 7.22(13H, m), 7.03(1H, m), 6.95 (2H, d, J=8.4 Hz), 6.91(2H, d, J=9.0 Hz), 4.58(1H, d, J=2.12 Hz), 3.78(3H, s), 3.51(4H, m), 3.22(4H, m), 3.08(1H, m), 2.65(2H, m), 1.97(1H, m), 1.85(3H, m)	C <sub>35</sub> H <sub>37</sub> N <sub>3</sub> O <sub>2</sub> calc'd: 531.2886 found: 531.2906	(EI): 531(M <sup>+</sup> , 63), 412(100), 119(24)
1C		Ph	179	(400MHz, CDCl <sub>3</sub> ): 7.21(11H, m), 7.14(1H, m), 6.89(2H, d, J=8.8 Hz), 4.56(1H, d, J=2.2 Hz), 3.21(4H, m), 3.08(1H, m), 2.72(4H, m), 2.64 (2H, m), 2.31(1H, m), 1.93(3H, m), 1.82(5H, m), 1.61(2H, m), 1.25(3H, m), 1.15(1H, m)	-	(CI): 508(M <sup>+</sup> , 100), 389(33), 120(90)
1D		4-PhOMe	103-104	-	C <sub>32</sub> H <sub>39</sub> N <sub>3</sub> O <sub>2</sub> calc'd: 497.3042 found: 497.3066	(EI): 497(M <sup>+</sup> , 13), 348(83), 303(100), 198(28)

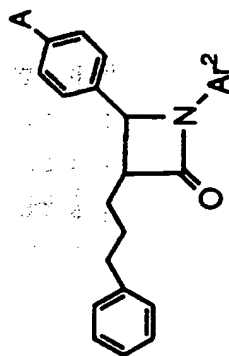
IE		4-PhOMe	167.5- 168	400MHz, CDCl <sub>3</sub> : 7.21(9H, m), 6.88(2H, d, J=8.6 Hz), 6.75(2H, d, J=9.0 Hz), 4.52(1H, d, J=2.2 Hz), 3.73(3H, s), 3.66(8H, m), 3.22(6H, m), 3.06(1H, m), 2.67(6H, s), 1.96(1H, m), 1.82(3H, m)	C <sub>35</sub> H <sub>42</sub> N <sub>4</sub> O <sub>4</sub> calc'd: 583.3278 found: 583.3284	(EI): 583(M <sup>+</sup> , 34), 307(36), 289(16), 238(25)
IF		Ph	--	400MHz, CDCl <sub>3</sub> : 7.23(11H, m), 7.02(1H, m), 6.55(2H, d, J=8.6 Hz), 4.65(1H, s), 4.55(1H, d, J=2.2 Hz), 4.39(1H, d, J=4.9 Hz), 3.88(2H, m), 3.54(1H, m), 3.16(1H, m), 3.10(1H, m), 2.65(2H, m), 1.98(3H, m), 1.84(3H, m)	C <sub>29</sub> H <sub>30</sub> N <sub>2</sub> O <sub>2</sub> calc'd: 438.2307 found: 438.2316	(EI): 438(M <sup>+</sup> , 23), 319(100), 289(28), 248(23), 58(100)




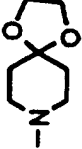
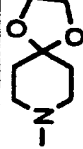
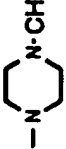

**Example 2****4-(4-(Morpholin-1-yl)phenyl)-3-(3-phenylpropyl)-  
1-(4-methoxyphenyl)-2-azetidone**

- Reflux a solution of 4-(morpholin-1-yl)benzaldehyde
- 5 (8.94g, 46.8 mmol) and 4-methoxyaniline (5.76g, 46.8 mmol) in toluene (250 mL) with azeotropic removal of water via a Dean-Stark trap for 10h and cool to room temperature. Collect the resultant precipitate via vacuum filtration, wash with hexanes and dry under vacuum to give 10.2g (74%) of N-[4-(morpholin-1-yl)benzidene]-4-methoxyaniline.
- 10 Dissolve the product in toluene (75 mL). Add pyridine (1.43 mL, 17.5 mmol) followed by 5-phenylvaleryl chloride (15.2 mL, 15.2 mmol, 1M in toluene) at room temperature. Warm the mixture to reflux, and reflux overnight. Monitor the progress of the reaction as described in Example 1. Cool the mixture to room temperature, diluted with EtOAc and wash
- 15 with 0.1M NaOH, 1M HCl, water and brine, dry over anhydrous Na<sub>2</sub>SO<sub>4</sub> and concentrate. Chromatograph the residue on silica gel, eluting with 40% EtOAc/hexanes to obtain 2.71g (77%) of the title compound as a 1/1 mixture of cis and trans isomers. Additional chromatography provides pure cis and trans isomers:
- 20 2A) trans isomer: <sup>1</sup>H NMR (200MHz, CDCl<sub>3</sub>): 7.20(9H, m), 6.92(2H, d, J=8.7 Hz), 6.76(2H, d, J=9.0 Hz), 4.54(1H, d, J=2.2 Hz), 3.87(4H, m), 3.73(3H, s), 3.17(4H, m), 3.07(1H, m), 2.64(2H, m), 1.83(4H, m); HRMS: C<sub>29</sub>H<sub>32</sub>N<sub>2</sub>O<sub>3</sub> calc. 456.2413, obsvd. 456.2426; MS: (CI):457(M<sup>+</sup>, 100), 307(27), 150(47).
- 25 2B) cis isomer: <sup>1</sup>H NMR (200MHz, CDCl<sub>3</sub>): 7.21(7H, m), 6.91(4H, m), 6.77(2H, d, J=9.1 Hz), 5.08(1H, d, J=5.6 Hz), 3.88(4H, m), 3.74(3H, s), 3.52(1H, m), 3.35(1H, m), 3.20(3H, m), 2.41(2H, m), 1.61(2H, m), 1.26(2H, m); HRMS: C<sub>29</sub>H<sub>32</sub>N<sub>2</sub>O<sub>2</sub> calc. 456.2413, obsvd. 456.2420.
- 30 Using appropriate starting materials in a procedure similar to that described above, compounds shown in the following table can be prepared, wherein A and Ar are as defined in the table:

-24-



Ex. #	A	Ar <sup>2</sup>	M.p., °C	NMR	HRMS	MS
2C		4-PhOMe	110-111	(400MHz, CDCl <sub>3</sub> ): 7.23(4H, m), 7.13(3H, m), 7.02(2H, d, J=1.2 Hz), 6.89(2H, m), 6.77(2H, d, J=9.1 Hz), 5.07 (1H, d, J=5.5 Hz), 3.74(3H, s), 3.50(1H, m), 3.18(4H, m), 2.43(2H, m), 1.72(4H, m), 1.60(4H, m), 1.43(1H, m), 1.31(1H, m)	-	(EI): 454(M <sup>+</sup> , 1), 305(100), 200(67), 91(12)
2D		4-PhOMe	95-96	(300MHz, CDCl <sub>3</sub> ): 7.21(9H, m), 6.89(2H, d, J=8.7 Hz), 6.75(2H, d, J=9.0 Hz), 4.51(1H, d, J=2.3 Hz), 3.73(3H, s), 3.15(4H, m), 3.07(1H, m), 2.62(2H, m), 1.83(2H, m), 1.68(4H, m), 1.59(4H, m)	C <sub>30</sub> H <sub>34</sub> N <sub>2</sub> O <sub>2</sub> calc'd: 454.2620 found: 454.2642	(EI): 454(M <sup>+</sup> , 1), 305(100), 200(87), 91(22)
2E		4-PhOMe	111-112	400MHz, CDCl <sub>3</sub> ): 7.20(9H, m), 7.01(2H, d, J=7.3 Hz), 6.78(2H, d, J=8.9 Hz), 5.07(1H, d, J=5.7 Hz), 3.75(3H, s), 3.63(4H, m), 2.44(2H, m), 1.67(1H, m), 1.49(7H, m), 1.19(1H, m)	C <sub>29</sub> H <sub>32</sub> N <sub>2</sub> O <sub>2</sub> S calc'd: 472.2185 found: 472.2174	(CI): 473(M <sup>+</sup> , 75), 284(37), 253(39), 119(100), 107(55)

2F		4-PhOMe	--	(400MHz, CDCl <sub>3</sub> ): 7.21(9H, m), 6.89(2H, m), 6.77(2H, d, J=8.7 Hz), 4.53(1H, d, J=2.1 Hz), 3.73(3H, s), 3.58(4H, m), 3.07(1H, m), 2.74(4H, m), 2.65(2H, m), 1.98(1H, m), 1.85(3H, m)	-	(CI): 473(M <sup>+</sup> , 100), 323(26), 150(24)
2G		4-PhOMe	143- 143.5	(400MHz, CDCl <sub>3</sub> ): 7.22(4H, m), 7.14(3H, m), 7.00(2H, d, J= 7.3 Hz) 6.90(2H, m), 6.78(2H, d, J=9.1 Hz), 5.07 (1H, d, J=5.7 Hz)), 4.00(4H, s), 3.74(3H, s), 3.50(1H, m), 3.36(4H, m), 2.42(2H, m), 1.85(4H, m), 1.56(4H, s)	-	(CI): 513(M <sup>+</sup> , 100), 363(28), 294(10), 150(14)
2H		4-PhOMe	119.5- 120	(300MHz, CDCl <sub>3</sub> ): 7.21(9H, m), 6.89(2H, m) 6.76(2H, d, J=8.9 Hz), 4.52(1H, bs), 3.99(4H, s), 3.73(3H, s), 3.36(4H, m), 3.05(1H, m), 2.64(2H, m), 1.82(4H, m), 1.56(4H, s)	-	(CI): 513(M <sup>+</sup> , 100), 363(34), 294(14), 248(20), 150(53)
2I		Ph	110-111	(400MHz, CDCl <sub>3</sub> ): 7.25(6H, m), 7.14(3H, m), 6.95(3H, m), 6.88(2H, d, J=8.8 Hz), 5.11(1H, d, J=5.8 Hz), 3.51(1H, m), 2.56(4H, m), 3.26(4H, m), 2.45(1H, m), 2.39(4H, m), 1.61(3H, m), 1.44(1H, m)	-	(EI): 439(M <sup>+</sup> , 5), 320(62), 215(29), 91(48), 70(100)
2J		Ph	140- 141	(400MHz, CDCl <sub>3</sub> ): 7.23(11H, m), 7.03(1H, m), 6.90(2H, d, J=8.8 Hz), 4.58(1H, d, J=2.2 Hz), 3.24(4H, m), 3.08(1H, m), 2.64(2H, m), 2.57(4H, m), 2.36(3H, s), 1.98(1H, m), 1.84(3H, m)	-	(EI): 439(M <sup>+</sup> , 3), 320(56), 215(34), 119(42), 91(78), 70(100)

-26-

**Example 3****1-(4-Methoxyphenyl)-(3-phenylpropyl)-4-(Imidazol-1-yl)phenyl-2-azetidone**

Heat a mixture of 4-(1-imidazolyl)benzaldehyde (3.79g, 22 mmol) and 4-methoxyaniline (2.71g, 22 mmol) in CH<sub>3</sub>OH (200 mL) to reflux for a short time. Allow the solution to cool to room temperature and stand overnight. Collect the resultant precipitate by vacuum filtration and dry to obtain 6.1g (100%) of N-[4-(imidazol-1-yl)-benzidene]-4-methoxyaniline. Treat the product with pyridine, n-tributylamine and 5-phenylvaleryl chloride in the manner described in Example 2, then extract and chromatograph in a manner similar to Example 2 obtain the title compound as a cis/trans ratio of 1/1.17. <sup>1</sup>H RMS: C<sub>28</sub>H<sub>27</sub>N<sub>3</sub>O<sub>2</sub> calc. 437.2103, obsvd. 437.2096; MS: (CI): 438(M<sup>+</sup>, 86), 289(67), 161(38), 150(100).

**Example 4****4-[4-(2-Pyrimidyl)piperazin-1-yl]phenyl)-3-(3-phenylpropyl)-1-(4-methoxyphenyl)-2-azetidone**

Reflux a mixture of 4-(2-pyrimidyl)piperazinyl-benzaldehyde (5.62g, 21 mmol) and 4-methoxyaniline (2.58g, 21 mmol) in toluene (250 mL) with azeotropic removal of water via a Dean-Stark trap. Monitor progress of the reaction by <sup>1</sup>H NMR. After 3 days, at 85% completion, cool the mixture to room temperature, concentrate and recrystallize the residue from EtOAc and hexanes to obtain 6.6g (85%) of N-[4-(morpholin-1-yl)benzidene]-4-methoxyaniline as a yellow solid. Dissolve the product in pyridine (80 mL), add 5-phenylvaleryl chloride (11 mL, 11 mmol, 1M in toluene) at room temperature and reflux overnight. Monitor the reaction as described in previous examples. Remove most of the pyridine by distillation, cool the solution to room temperature, partition between EtOAc and water, wash with water and brine, concentrate and chromatograph on silica gel to provide 1.02g (36%) of the title compound as a 1/1 cis/trans mixture. Additional silica gel chromatography provides pure cis and trans isomers:  
4A: <sup>1</sup>H NMR (400MHz, CDCl<sub>3</sub>): pertinent signals: 5.08 and 4.54 (1H, d, J<sub>1</sub>=5.7 Hz, cis, J<sub>2</sub>=2.1 Hz, trans C-4); MS: (CI): 534(M<sup>+</sup>, 18), 385(17), 150(100), 125(35), 91(58).

-27-

4B: M.p. 126-127°C; (400MHz, CDCl<sub>3</sub>): 8.34(2H, d, J=4.6 Hz), 7.21(9H, m), 6.93(2H, d, J=8.6 Hz), 6.76(2H, d, J=8.6 Hz), 6.53(1H, t, J=4.8 Hz), 4.54(1H, d, J=2.2 Hz), 3.97(4H, m), 3.73(3H, s), 3.26(4H, m), 3.07(1H, m), 2.64(2H, m), 1.97(1H, m), 1.83(3H, m); (CI): 534(M<sup>+</sup>, 33), 384(26),  
5 150(100), 124(16), 91(29).

### Example 5

#### trans-1-(4-Methoxyphenyl)-3-(3-phenylpropyl)-4-(4-piperazin-1-yl)phenyl-2-azetidinone

- 10 Add ammonium formate (3.0g, 48 mmol) to a refluxing suspension of the product of Example 1 (3.0g, 5.53 mmol) and 10% Pd/C (0.7g) in CH<sub>3</sub>OH (20 mL). React for 4 h, monitoring reaction progress by TLC (eluting with 30% EtOAc/hexanes). Filter the reaction mixture through celite and wash the filter cake well with CH<sub>3</sub>OH.
- 15 Concentrate the filtrate and partition the resulting residue between brine and EtOAc, and extract with EtOAc. Combine the extracts, wash with brine, dry over anhydrous Na<sub>2</sub>SO<sub>4</sub> and concentrate. Chromatograph the resulting residue on silica gel, eluting with 10% MeOH/CH<sub>2</sub>Cl<sub>2</sub> to obtain a crude product. Recrystallize to obtain the pure title compound.
- 20 M.p. 204-206°C; <sup>1</sup>H NMR (400MHz, CDCl<sub>3</sub>): 7.33(4H, m), 7.26(4H, m), 7.17(5H, m), 6.89(2H, d, J=8.6 Hz), 6.77(2H, d, J=9.0 Hz), 4.54(1H, d, J=2.1 Hz), 3.73(3H, s), 3.50(4H, m), 3.37(4H, m), 3.05(1H, m), 2.64(2H, m), 1.95(1H, m), 1.84(3H, m); MS: (CI): 456(M<sup>+</sup>, 100), 306(25), 150(17).

### Example 6

#### 5-[4-[1-(4-Methoxyphenyl)-3-(3-phenylpropyl)-2-oxo-4-azetidiny]] 1,3,4-oxadiazol-2-amine

- 25 Stir a mixture of the product of Preparation 2 (0.59g, 1.36 mmol, 6/1 trans mixture), NaHCO<sub>3</sub> (0.12g, 1.42 mmol), water (2.5 mL) and dioxane (3.5 mL) for 5 min. at room temperature. Add BrCN (0.15g,  
30 1.42 mmol), stir for 4 h., and filter. Wash the filter cake with water and dry in vacuo overnight to obtain 0.50g (81%) of the title compound as a 8/1 trans/cis mixture. M.p. 207-210°C. <sup>1</sup>H NMR (400 MHz, CDCl<sub>3</sub>, trans isomer) 7.90(2H, d, J=8.5 Hz), 7.42(2H, d, J=8.3 Hz), 7.28(3H, m), 7.17(4H, m), 6.77(2H, d, J=9.1 Hz), 5.56(2H, bs), 4.64(1H, d, J= 2.2 Hz),  
35 3.73(3H, s), 3.10(1H, m), 2.66(2H, m), 1.97(1H, m), 1.85(3H, m).  
Diagnostic C-4 proton for cis diastereomer 5.17(J=5.6 Hz). MS(EI):

-28-

454(M<sup>+</sup>,55), 362(46), 305(100), 149(94). HRMS calculated for C<sub>26</sub>H<sub>26</sub>N<sub>4</sub>O<sub>3</sub>: 454.2005; found 454.2012.

#### Example 7

##### 5-[4-[1-(4-Methoxyphenyl)-3-(3-phenylpropyl)-2-oxo-4-azetidiny]phenyl]-1,3,4-oxadiazol-2(3H)-one

5 Add 1,1'-carbonyl diimidazole (0.22g, 1.36 mmol) to a 0°C solution of the product of Preparation 2 (0.39g, 0.91 mmol, 6/1 trans/cis mixture) and triethylamine (0.25 mL, 1.82 mmol) in THF (5 mL) and allow the mixture to warm to room temperature overnight. Concentrate  
10 the mixture in vacuo and dissolve the residue in EtOAc. Wash with 1M HCl, saturated NaHCO<sub>3</sub>, water and brine, dry over Na<sub>2</sub>SO<sub>4</sub> and concentrate on silica to obtain a free-flowing powder. Load the powder onto a chromatography column packed with silica gel and 40% EtOAc/hexanes and elute with the same solvent to obtain 0.383g (93%)  
15 of the title compound as a 9/1 trans/cis mixture. <sup>1</sup>H NMR (400 MHz, CDCl<sub>3</sub>, trans isomer) 7.85(2H, d, J=7.9 Hz), 7.44(2H, d, J=7.9 Hz), 7.27(2H, m), 7.17(5H, m), 6.78(2H, d, J=8.8 Hz), 4.66(1H, s), 3.73(3H, s), 3.10(1H, m), 2.66(2H, m), 1.99(1H, m), 1.86(3H, m). Diagnostic C-4 proton for cis diastereomer 5.18(J=5.4 Hz). MS(EI): 455(M<sup>+</sup>,94),  
20 306(49), 295(81), 149(100). HRMS calculated for C<sub>27</sub>H<sub>25</sub>N<sub>3</sub>O<sub>4</sub>: 455.1845; found 455.1849.

#### Example 8

##### 2-[4-[1-(4-methoxyphenyl)-3-(3-phenylpropyl)-2-oxo-4-azetidiny]phenyl]-4-methyloxazole

25 Step 1: Add 1-(3-dimethylaminopropyl)-3-ethylcarbodiimide hydrochloride (0.89g, 4.64 mmol) to a room temperature solution of the product of Preparation 3 (1.61g, 3.86 mmol, 11/1 trans/cis mixture), propargylamine (0.318 mL, 4.64 mmol), hydroxybenzotriazole (0.625g, 4.64 mmol), and N-methylmorpholine (0.85 mL, 7.72 mmol) in CH<sub>2</sub>Cl<sub>2</sub>  
30 (15 mL) and stir overnight. Dilute the mixture with CH<sub>2</sub>Cl<sub>2</sub>, wash with water, dry over Na<sub>2</sub>SO<sub>4</sub> and concentrate onto silica. Load the silica onto a chromatography column packed with silica and 50% EtOAc/hexanes. Elute with the same solvent to obtain 1.24g (71%) of N-3-propyne-4-[1-(4-methoxyphenyl)-3-(3-phenylpropyl)-2-oxo-4-  
35 azetidiny]benzamide as a 12/1 trans/cis mixture. MS (CI): 453(M<sup>+</sup>, 100), 304(57), 150(92).

-29-

**Step 2:** Combine the product of Step 1 (1.21g, 2.67 mmol, 12/1 trans/cis mixture) and mercury acetate (0.05g, 0.16 mmol) in acetic acid (10 mL) and reflux for 3 h. Cool the reaction mixture to room temperature and concentrate in vacuo. Partition the resultant residue between saturated K<sub>2</sub>CO<sub>3</sub> and EtOAc, then extract with EtOAc. Combine the extracts, wash with water and brine, then dry over Na<sub>2</sub>SO<sub>4</sub> and concentrate onto silica. Load the silica onto a chromatography column packed with silica and 30% EtOAc/hexanes. Elute with 30-40% EtOAc/hexanes to obtain 0.74g (61%) of the title compound as a 6/1 trans/cis mixture. <sup>1</sup>H NMR (400 MHz, CDCl<sub>3</sub>, trans isomer) 7.99(2H, d, J=8.4 Hz), 7.40(2H, d, J=8.5 Hz), 7.28(2H, m), 7.18(5H, m), 6.83(1H, d, J=1.2 Hz), 6.77(2H, d, J=9.0 Hz), 4.63(1H, d, J= 2.2 Hz), 3.73(3H, s), 3.12(1H, m), 2.66(2H, m), 2.39(3H, s), 1.99(1H, m), 1.86(3H, m). Diagnostic C-4 proton for cis diastereomer 5.16(J=5.5 Hz). MS(EI): 452(M<sup>+</sup>,48), 303(100), 198(26). HRMS calculated for C<sub>29</sub>H<sub>28</sub>N<sub>2</sub>O<sub>4</sub>: 452.2100; found 452.2089.

#### Example 9

#### 3-[4-(4-Methyl-1-piperazinyl)phenyl]-2,7-diphenyl-2-azaspiro[5.3]nonan-1-one

Add oxalyl chloride (0.8 mL, 9.46 mmol) to a refluxing solution of 4-phenylcyclohexanecarboxylic acid in CH<sub>2</sub>Cl<sub>2</sub> (10 mL). After 2 h, cool to room temperature and evaporate the solvent in vacuo. Dissolve the resultant residue in toluene, add to a refluxing solution of N-4-[4-methyl-1-piperazinyl]benzylideneaniline (1.2g, 4.3 mmol) in a mixture of toluene (15 mL) and pyridine (5 mL), and reflux overnight. Pour the reaction mixture into water, extract with CH<sub>2</sub>Cl<sub>2</sub>, combine the extracts and evaporate the solvent. Chromatograph the resultant residue on silica, eluting with 10% CH<sub>3</sub>OH/CH<sub>2</sub>Cl<sub>2</sub> to obtain crude title compound as a mixture of diastereomers. Purify the mixture by preparative silica TLC, eluting twice with 10% CH<sub>3</sub>OH/EtOAc to obtain the title compound as a mixture of diastereomers. Separate the diastereomers by preparative silica TLC, eluting three times with 10% CH<sub>3</sub>OH/EtOAc to obtain diastereomers A and B with a combined yield of 0.19g (9%).

Diastereomer A: M.p. 215-217°C. HRMS: calculated for C<sub>31</sub>H<sub>36</sub>N<sub>3</sub>O (M<sup>+</sup>): 466.2858; found 466.2861. <sup>1</sup>H NMR (400 MHz, CDCl<sub>3</sub>) 7.21(11H, m), 7.03(1H, m), 6.93(2H, d, J=8.8 Hz), 4.88(1H, s), 3.25(3H,

-30-

m), 2.63(3H, m), 2.52(2H, m), 2.38(3H, s), 2.13(3H, m), 2.1-1.8(5H, m), 0.89(1H, m).

Diastereomer B: M.p. 166-168°C. HRMS: calculated for  $C_{31}H_{36}N_3O$  ( $M+1$ ): 466.2858; found 466.2857.  $^1H$  NMR (400 MHz,  $CDCl_3$ ) 7.24(9H, m), 7.12(2H, d,  $J=8.6$  Hz), 7.04(1H, m), 6.90(2H, d,  $J=8.6$  Hz), 4.67(1H, s), 3.27(4H, bs), 2.64(4H, bs), 2.41(4H, m), 2.8-1.7(7H, m), 0.98(1H, m).

The following formulations exemplify some of the dosage forms of this invention. In each, the term "active compound" designates a compound of formula I.

**EXAMPLE A****Tablets**

<u>No.</u>	<u>Ingredient</u>	<u>mg/tablet</u>	<u>mg/tablet</u>
1	Active Compound	100	500
2	Lactose USP	122	113
3	Corn Starch, Food Grade, as a 10% paste in Purified Water	30	40
4	Corn Starch, Food Grade	45	40
5	Magnesium Stearate	3	7
	<b>Total</b>	<b>300</b>	<b>700</b>

**Method of Manufacture**

Mix Item Nos. 1 and 2 in suitable mixer for 10-15 minutes. Granulate the mixture with Item No. 3. Mill the damp granules through a coarse screen (e.g., 1/4", 0.63 cm) if necessary. Dry the damp granules. Screen the dried granules if necessary and mix with Item No. 4 and mix for 10-15 minutes. Add Item No. 5 and mix for 1-3 minutes. Compress the mixture to appropriate size and weight on a suitable tablet machine.

**EXAMPLE B****Capsules**

<u>No.</u>	<u>Ingredient</u>	<u>mg/tablet</u>	<u>mg/tablet</u>
1	Active Compound	100	500
2	Lactose USP	106	123
3	Corn Starch, Food Grade	40	70
4	Magnesium Stearate NF	4	7
	<b>Total</b>	<b>250</b>	<b>700</b>



**Method of Manufacture**

Mix Item Nos. 1, 2 and 3 in a suitable blender for 10-15 minutes. Add Item No. 4 and mix for 1-3 minutes. Fill the mixture into suitable two-piece hard gelatin capsules on a suitable encapsulating machine.

Representative formulations comprising a cholesterol biosynthesis inhibitor are well known in the art. It is contemplated that where the two active ingredients are administered as a single composition, the dosage forms disclosed above for substituted azetidinone compounds may readily be modified using the knowledge of one skilled in the art.

The in vivo activity of the compounds of formula I can be determined by the following procedure.

**15 In Vivo Assay of Hypolipidemic Agents Using the Hyperlipidemic Hamster**

Hamsters are separated into groups of six and given a controlled cholesterol diet (Purina Chow #5001 containing 0.5% cholesterol) for seven days. Diet consumption is monitored to determine dietary cholesterol exposure in the presence of test compounds. The animals are dosed with the test compound once daily beginning with the initiation of diet. Dosing is by oral gavage of 0.2mL of corn oil alone (control group) or solution (or suspension) of test compound in corn oil. All animals moribund or in poor physical condition are euthanized. After seven days, the animals are anesthetized by IM injection of ketamine and sacrificed by decapitation. Blood is collected into vacutainer tubes containing EDTA for plasma lipid analysis and the liver excised for tissue lipid analysis. Lipid analysis is conducted as per published procedures (Schnitzer-Polokoff, R., et al, *Comp. Biochem. Physiol.*, 99A, 4 (1991), p. 665-670) and data is reported as percent reduction of lipid versus control.

Using the hamster in vivo test procedures substantially as described above, the following data were obtained for representative compounds. Compounds are referred to in the following table by the corresponding example numbers. Data is reported as percent change

versus control, therefore, negative numbers indicate a positive lipid-lowering effect. Reductions in both serum cholesterol and cholesterol esters were measured, but the measure of reduction of cholesterol esters is recognized as the more reliable indication of activity.

5

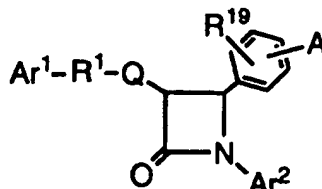
	% Reduction	
Ex. #	Cholest. Esters	Dose mg/kg
2A	-81	50
2C	-64	50
9B	-31	10

For racemic compounds of formula I or active diastereomers or enantiomers of compounds of formula I, compounds administered at a dosage of 50 mg/kg show a range of 0 to -96% reduction in cholesterol esters, while compounds administered at a dosage of 10-30 mg/kg show a range of 0 to -31% reduction in cholesterol esters.

10

We claim:

1. A compound represented by the structural formula



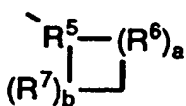
- 5 or a pharmaceutically acceptable salt thereof, wherein

A is selected from the group consisting of R<sup>2</sup>-substituted heterocycloalkyl, R<sup>2</sup>-substituted heteroaryl, R<sup>2</sup>-substituted benzofused heterocycloalkyl, and R<sup>2</sup>-substituted benzofused heteroaryl;

Ar<sup>1</sup> is aryl or R<sup>3</sup>-substituted aryl;

- 10 Ar<sup>2</sup> is aryl or R<sup>4</sup>-substituted aryl;

Q is a bond or, with the 3-position ring carbon of the azetidinone,



forms the spiro group ; and

R<sup>1</sup> is selected from the group consisting of

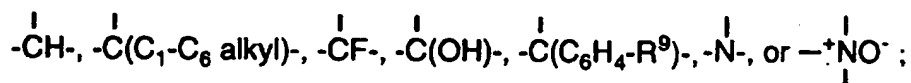
- 15 -(CH<sub>2</sub>)<sub>q</sub>-, wherein q is 2-6, provided that when Q forms a spiro ring, q can also be zero or 1;

-(CH<sub>2</sub>)<sub>e</sub>-G-(CH<sub>2</sub>)<sub>r</sub>-, wherein G is -O-, -C(O)-, phenylene, -NR<sup>B</sup>- or -S(O)<sub>0-2</sub>-, e is 0-5 and r is 0-5, provided that the sum of e and r is 1-6;

-(C<sub>2</sub>-C<sub>6</sub> alkenylene)-; and

- 20 -(CH<sub>2</sub>)<sub>f</sub>-V-(CH<sub>2</sub>)<sub>g</sub>-, wherein V is C<sub>3</sub>-C<sub>6</sub> cycloalkylene, f is 1-5 and g is 0-5, provided that the sum of f and g is 1-6;

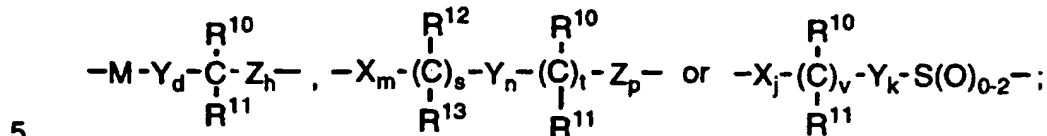
R<sup>5</sup> is



- 25 R<sup>6</sup> and R<sup>7</sup> are independently selected from the group consisting of -CH<sub>2</sub>-, -CH(C<sub>1</sub>-C<sub>6</sub> alkyl)-, -C(di-(C<sub>1</sub>-C<sub>6</sub> alkyl)), -CH=CH- and -C(C<sub>1</sub>-C<sub>6</sub> alkyl)=CH-; or R<sup>5</sup> together with an adjacent R<sup>6</sup>, or R<sup>5</sup> together with an adjacent R<sup>7</sup>, form a -CH=CH- or a -CH=C(C<sub>1</sub>-C<sub>6</sub> alkyl)- group;

a and b are independently 0, 1, 2 or 3, provided both are not zero; provided that when R<sup>6</sup> is -CH=CH- or -C(C<sub>1</sub>-C<sub>6</sub> alkyl)=CH-, a is 1;

provided that when R<sup>7</sup> is -CH=CH- or -C(C<sub>1</sub>-C<sub>6</sub> alkyl)=CH-, b is 1;  
 provided that when a is 2 or 3, the R<sup>6</sup>'s can be the same or different;  
 and provided that when b is 2 or 3, the R<sup>7</sup>'s can be the same or different;  
 and when Q is a bond, R<sup>1</sup> also can be:



M is -O-, -S-, -S(O)- or -S(O)<sub>2</sub>-;

X, Y and Z are independently selected from the group consisting of -CH<sub>2</sub>-, -CH(C<sub>1</sub>-C<sub>6</sub> alkyl)- and -C(di-(C<sub>1</sub>-C<sub>6</sub> alkyl));

10 R<sup>10</sup> and R<sup>12</sup> are independently selected from the group consisting of -OR<sup>14</sup>, -O(CO)R<sup>14</sup>, -O(CO)OR<sup>16</sup> and -O(CO)NR<sup>14</sup>R<sup>15</sup>; R<sup>11</sup> and R<sup>13</sup> are independently selected from the group consisting of hydrogen, (C<sub>1</sub>-C<sub>6</sub>)alkyl and aryl; or R<sup>10</sup> and R<sup>11</sup> together are =O, or R<sup>12</sup> and R<sup>13</sup> together are =O;

d is 1, 2 or 3;

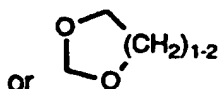
15 h is 0, 1, 2, 3 or 4;

s is 0 or 1; t is 0 or 1; m, n and p are independently 0-4; provided that at least one of s and t is 1, and the sum of m, n, p, s and t is 1-6; provided that when p is 0 and t is 1, the sum of m, s and n is 1-5; and provided that when p is 0 and s is 1, the sum of m, t and n is 1-5;

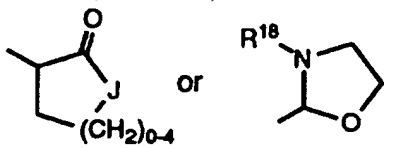
20 v is 0 or 1;

j and k are independently 1-5, provided that the sum of j, k and v is 1-5;

R<sup>2</sup> is 1-3 substituents on the ring carbon atoms selected from the group consisting of hydrogen, (C<sub>1</sub>-C<sub>10</sub>)alkyl, (C<sub>2</sub>-C<sub>10</sub>)alkenyl, (C<sub>2</sub>-C<sub>10</sub>)alkynyl, (C<sub>3</sub>-C<sub>6</sub>)cycloalkyl, (C<sub>3</sub>-C<sub>6</sub>)cycloalkenyl, R<sup>17</sup>-substituted aryl, R<sup>17</sup>-substituted benzyl, R<sup>17</sup>-substituted benzyloxy, R<sup>17</sup>-substituted aryloxy, halogeno, -NR<sup>14</sup>R<sup>15</sup>, NR<sup>14</sup>R<sup>15</sup>(C<sub>1</sub>-C<sub>6</sub> alkylene)-, NR<sup>14</sup>R<sup>15</sup>C(O)(C<sub>1</sub>-C<sub>6</sub> alkylene)-, -NHC(O)R<sup>16</sup>, OH, C<sub>1</sub>-C<sub>6</sub> alkoxy, -OC(O)R<sup>16</sup>, -COR<sup>14</sup>, hydroxy(C<sub>1</sub>-C<sub>6</sub>)alkyl, (C<sub>1</sub>-C<sub>6</sub>)alkoxy(C<sub>1</sub>-C<sub>6</sub>)alkyl, NO<sub>2</sub>, -S(O)<sub>0-2</sub>R<sup>16</sup>, -SO<sub>2</sub>NR<sup>14</sup>R<sup>15</sup> and -(C<sub>1</sub>-C<sub>6</sub> alkylene)COOR<sup>14</sup>; when R<sup>2</sup> is a substituent on a heterocycloalkyl ring, R<sup>2</sup> is as defined, or is =O



nitrogen, it is hydrogen, (C<sub>1</sub>-C<sub>6</sub>)alkyl, aryl, (C<sub>1</sub>-C<sub>6</sub>)alkoxy, aryloxy, (C<sub>1</sub>-C<sub>6</sub>)alkylcarbonyl, arylcarbonyl, hydroxy, -(CH<sub>2</sub>)<sub>1-6</sub>CONR<sup>18</sup>R<sup>18</sup>,



J is -O-, -NH-, -NR<sup>18</sup>- or -CH<sub>2</sub>-;

- 5        R<sup>3</sup> and R<sup>4</sup> are independently selected from the group consisting of 1-3 substituents independently selected from the group consisting of (C<sub>1</sub>-C<sub>6</sub>)alkyl, -OR<sup>14</sup>, -O(CO)R<sup>14</sup>, -O(CO)OR<sup>16</sup>, -O(CH<sub>2</sub>)<sub>1-5</sub>OR<sup>14</sup>, -O(CO)NR<sup>14</sup>R<sup>15</sup>, -NR<sup>14</sup>R<sup>15</sup>, -NR<sup>14</sup>(CO)R<sup>15</sup>, -NR<sup>14</sup>(CO)OR<sup>16</sup>, -NR<sup>14</sup>(CO)NR<sup>15</sup>R<sup>19</sup>, -NR<sup>14</sup>SO<sub>2</sub>R<sup>16</sup>, -COOR<sup>14</sup>, -CONR<sup>14</sup>R<sup>15</sup>, -COR<sup>14</sup>,  
10       -SO<sub>2</sub>NR<sup>14</sup>R<sup>15</sup>, S(O)<sub>0-2</sub>R<sup>16</sup>, -O(CH<sub>2</sub>)<sub>1-10</sub>-COOR<sup>14</sup>, -O(CH<sub>2</sub>)<sub>1-10</sub>CONR<sup>14</sup>R<sup>15</sup>, -(C<sub>1</sub>-C<sub>6</sub> alkylene)-COOR<sup>14</sup>, -CH=CH-COOR<sup>14</sup>, -CF<sub>3</sub>, -CN, -NO<sub>2</sub> and halogen;

R<sup>8</sup> is hydrogen, (C<sub>1</sub>-C<sub>6</sub>)alkyl, aryl (C<sub>1</sub>-C<sub>6</sub>)alkyl, -C(O)R<sup>14</sup> or -COOR<sup>14</sup>;

- 15        R<sup>9</sup> and R<sup>17</sup> are independently 1-3 groups independently selected from the group consisting of hydrogen, (C<sub>1</sub>-C<sub>6</sub>)alkyl, (C<sub>1</sub>-C<sub>6</sub>)alkoxy, -COOH, NO<sub>2</sub>, -NR<sup>14</sup>R<sup>15</sup>, OH and halogeno;

R<sup>14</sup> and R<sup>15</sup> are independently selected from the group consisting of hydrogen, (C<sub>1</sub>-C<sub>6</sub>)alkyl, aryl and aryl-substituted (C<sub>1</sub>-C<sub>6</sub>)alkyl;

R<sup>16</sup> is (C<sub>1</sub>-C<sub>6</sub>)alkyl, aryl or R<sup>17</sup>-substituted aryl;

R<sup>18</sup> is hydrogen or (C<sub>1</sub>-C<sub>6</sub>)alkyl; and

R<sup>19</sup> is hydrogen, hydroxy or (C<sub>1</sub>-C<sub>6</sub>)alkoxy.

- 25        2. A compound of claim 1 wherein A is an R<sup>2</sup>-substituted, 6-membered heterocycloalkyl ring containing 1 or 2 nitrogen atoms.
3. A compound of claim 2 wherein A is piperidinyl, piperazinyl or morpholinyl.
- 30        4. A compound of any of claims 1, 2 or 3 wherein Ar<sup>2</sup> is phenyl or R<sup>4</sup>-phenyl and Ar<sup>1</sup> is phenyl or R<sup>3</sup>-phenyl.

-36-

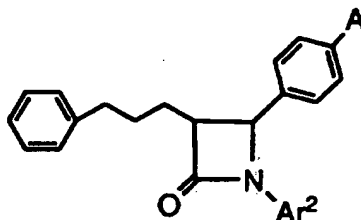
5. A compound of any of claims 1, 2, 3, 4 or 5 wherein:  
 Q is a bond and R<sup>1</sup> is lower alkylene;  
 Q is a spiro group, wherein R<sup>6</sup> and R<sup>7</sup> are each ethylene and R<sup>5</sup>  
 is  $\overset{|}{\text{C}}\text{H}-$  or  $\overset{|}{\text{C}}(\text{OH})-$ ;

5 Q is a bond and R<sup>1</sup> is  $-\text{O}-\text{CH}_2-\text{CH}(\text{OH})-$ ;  
 Q is a bond and R<sup>1</sup> is  $-\text{CH}(\text{OH})-(\text{CH}_2)_2-$ ; or  
 Q is a bond and R<sup>1</sup> is  $-\text{CH}(\text{OH})-\text{CH}_2-\text{S}(\text{O})_0-2-$ .

6. A compound of claim 1 selected from:



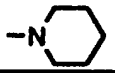
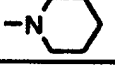
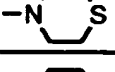
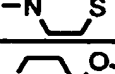
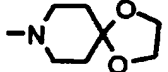
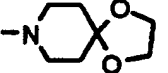

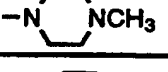
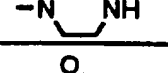
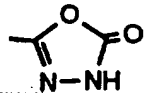
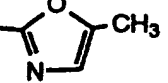
10 3-[4-(4-methyl-1-piperaziny)phenyl]-2,7-diphenyl-2-azaspiro-  
 [5.3]nonan-1-one; and

compounds of claim 1 wherein R<sup>19</sup> is hydrogen and Ar<sup>1</sup>-R<sup>1</sup>-Q- is  
 phenylpropyl, represented by the formula:



15 wherein A and Ar<sup>2</sup>, and cis and trans isomers are as defined in  
 the following table:

A	Ar <sup>2</sup>	Relative Stereochemistry
	4-(CH <sub>3</sub> O)-C <sub>6</sub> H <sub>4</sub> -	trans
	4-(CH <sub>3</sub> O)-C <sub>6</sub> H <sub>4</sub> -	trans
	C <sub>6</sub> H <sub>5</sub> -	trans
	C <sub>6</sub> H <sub>5</sub> -	trans
	4-(CH <sub>3</sub> O)-C <sub>6</sub> H <sub>4</sub> -	trans
	C <sub>6</sub> H <sub>5</sub> -	trans

A	Ar <sup>2</sup>	Relative Stereochemistry
	4-(CH <sub>3</sub> O)-C <sub>6</sub> H <sub>4</sub> -	trans
	4-(CH <sub>3</sub> O)-C <sub>6</sub> H <sub>4</sub> -	cis
	4-(CH <sub>3</sub> O)-C <sub>6</sub> H <sub>4</sub> -	cis
	4-(CH <sub>3</sub> O)-C <sub>6</sub> H <sub>4</sub> -	trans
	4-(CH <sub>3</sub> O)-C <sub>6</sub> H <sub>4</sub> -	cis
	4-(CH <sub>3</sub> O)-C <sub>6</sub> H <sub>4</sub> -	trans
	4-(CH <sub>3</sub> O)-C <sub>6</sub> H <sub>4</sub> -	cis
	4-(CH <sub>3</sub> O)-C <sub>6</sub> H <sub>4</sub> -	trans
	C <sub>6</sub> H <sub>5</sub> -	cis
	C <sub>6</sub> H <sub>5</sub> -	trans
	4-(CH <sub>3</sub> O)-C <sub>6</sub> H <sub>4</sub> -	trans
	4-(CH <sub>3</sub> O)-C <sub>6</sub> H <sub>4</sub> -	trans
	4-(CH <sub>3</sub> O)-C <sub>6</sub> H <sub>4</sub> -	trans

7. A pharmaceutical composition for the treatment or prevention of atherosclerosis, or for the reduction of plasma cholesterol levels, comprising a compound as defined in any of claims 1, 2, 3, 4, 5 or 6, alone or in combination with a cholesterol biosynthesis inhibitor, and a pharmaceutically acceptable carrier.

-38-

8. A process for the preparation of a pharmaceutical composition as claimed in claim 7 which comprises admixing a compound of any of claims 1, 2, 3, 4, 5 or 6, alone or in combination with a cholesterol biosynthesis inhibitor, with a pharmaceutically acceptable carrier.

5

9. The use of a compound of any of claims 1, 2, 3, 4, 5 or 6 for the preparation of a medicament for the treatment or prevention of atherosclerosis, or for the reduction of plasma cholesterol levels, comprising a compound of any of claims 1, 2, 3, 4, 5 or 6, alone or in combination with a cholesterol biosynthesis inhibitor, and a pharmaceutically acceptable carrier.

10

10. A kit comprising in separate containers in a single package pharmaceutical compositions for use in combination to treat or prevent atherosclerosis or to reduce plasma cholesterol levels which comprises in one container an effective amount of a cholesterol biosynthesis inhibitor in a pharmaceutically acceptable carrier, and in a second container, an effective amount of a compound of any of claims 1, 2, 3, 4, 5 or 6 in a pharmaceutically acceptable carrier.

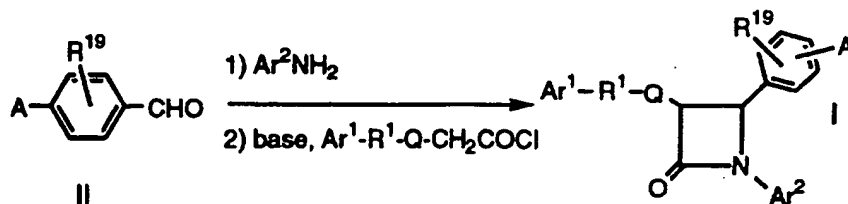
15

20

11. A method of lowering serum cholesterol levels in a mammal in need of such treatment comprising administering an effective amount of a compound of any of claims 1, 2, 3, 4, 5 or 6, alone or in combination with a cholesterol biosynthesis inhibitor, wherein the compound of claim 1, 2, 3, 4, 5 or 6 and the cholesterol biosynthesis inhibitor are administered simultaneously or sequentially.

25

12. A process for preparing a compound of claim 1 comprising:  
Process A:

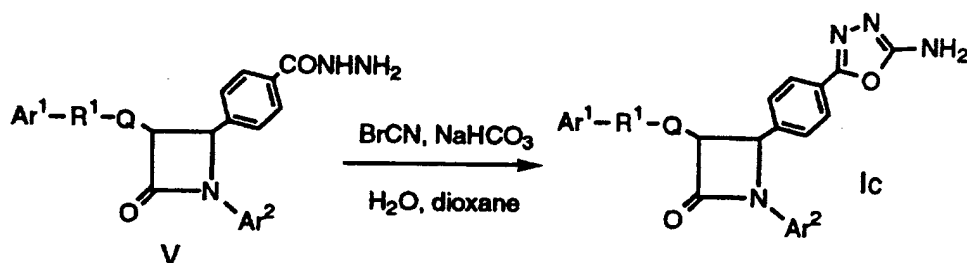


30

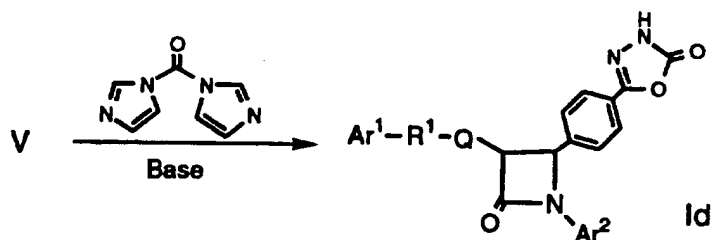
Preparation of a compound of formula I wherein Q is a bond and the remaining variables are as defined in claim 1 comprising reacting a



- benzaldehyde of formula II, wherein A and R<sup>19</sup> are as defined in claim 1, with an aniline of the formula Ar<sup>2</sup>NH<sub>2</sub>, wherein Ar<sup>2</sup> is as defined in claim 1, then refluxing with an acid chloride of the formula Ar<sup>1</sup>-R<sup>1</sup>-Q-CH<sub>2</sub>COCl, wherein A<sup>1</sup> and R<sup>1</sup> are as defined above and Q is a bond, in the presence of a base, provided that when a substituent of Ar<sup>1</sup>-R<sup>1</sup>-Q is reactive under the above conditions, said reactive substituent is protected during the reaction with a suitable protecting group;
- 5 Process B:



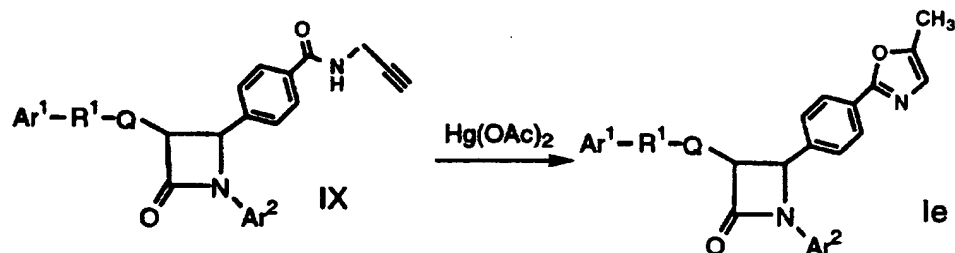
- 10 Preparation of a compound of formula Ic, wherein Ar<sup>1</sup>, R<sup>1</sup>, Ar<sup>2</sup> are as defined in claim 1 and Q is a bond, comprising reacting a benzoic acid hydride of formula V, wherein Ar<sup>1</sup>, R<sup>1</sup>, Ar<sup>2</sup> and Q are as defined in Process A, with cyanogen bromide and NaHCO<sub>3</sub> in a solvent comprised of dioxane and water, provided that when a substituent of Ar<sup>1</sup>-R<sup>1</sup>-Q is
- 15 reactive under the above conditions, said reactive substituent is protected during the reaction with a suitable protecting group;
- Process C:



- 20 Preparation of a compound of formula Id, wherein Ar<sup>1</sup>, R<sup>1</sup>, Ar<sup>2</sup> are as defined in claim 1 and Q is a bond, comprising reacting a benzoic acid hydride of formula V as defined in Process B with 1,1'-carbonyl diimidazole in the presence of a base, provided that when a substituent of Ar<sup>1</sup>-R<sup>1</sup>-Q is reactive under the above conditions, said reactive substituent is protected during the reaction with a suitable protecting
- 25 group;

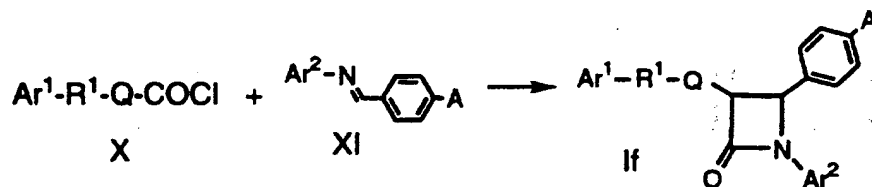
-40-

## Process D:



Preparation of a compound of formula 1e, wherein Ar<sup>1</sup>, R<sup>1</sup>, Ar<sup>2</sup> are as defined in claim 1 and Q is a bond, comprising cyclizing a N-3-propynebenzamide of formula IX, wherein Ar<sup>1</sup>, R<sup>1</sup>, Ar<sup>2</sup> and Q are as defined above, with a reagent such as mercury acetate, provided that when a substituent of Ar<sup>1</sup>-R<sup>1</sup>-Q is reactive under the above conditions, said reactive substituent is protected during the reaction with a suitable protecting group; or

## 10 Process E:



Preparation of a compound of formula 1f, wherein Ar<sup>1</sup>, R<sup>1</sup>, Ar<sup>2</sup> are as defined in claim 1 and Q is a spiro group as defined in claim 1, comprising reacting an acid chloride of formula X, wherein Ar<sup>1</sup> and R<sup>1</sup> are as defined above and Q is a spiro group as defined above, with an imine of formula XI, wherein Ar<sup>2</sup> and A are as defined in claim 1, in the presence of a base, provided that when a substituent of Ar<sup>1</sup>-R<sup>1</sup>-Q is reactive under the above conditions, said reactive substituent is protected during the reaction with a suitable protecting group.

# INTERNATIONAL SEARCH REPORT

Intern: al Application No  
PCT/US 95/16007

**A. CLASSIFICATION OF SUBJECT MATTER**  
 IPC 6 C07D205/08 C07D205/12 C07D491/08 C07D491/10 C07D413/10  
 C07D403/12 C07D403/10 A61K31/395 //(C07D491/08,307:00,  
 209:00), (C07D491/10,317:00,221:00)  
 According to International Patent Classification (IPC) or to both national classification and IPC

**B. FIELDS SEARCHED**  
 Minimum documentation searched (classification system followed by classification symbols)  
 IPC 6 C07D A61K

Documentation searched other than minimum documentation to the extent that such documents are included in the fields searched

Electronic data base consulted during the international search (name of data base and, where practical, search terms used)

**C. DOCUMENTS CONSIDERED TO BE RELEVANT**

Category *	Citation of document, with indication, where appropriate, of the relevant passages	Relevant to claim No.
Y	EP,A,0 524 595 (SCHERING CORPORATION) 27 January 1993 see claims & WO,A,93 02048 cited in the application ---	1-12
P,Y	WO,A,95 08532 (SCHERING CORPORATION) 30 March 1995 see claims ---	1-12
	-/--	

Further documents are listed in the continuation of box C.       Patent family members are listed in annex.

\* Special categories of cited documents :

<p>*A* document defining the general state of the art which is not considered to be of particular relevance</p> <p>*E* earlier document but published on or after the international filing date</p> <p>*L* document which may throw doubts on priority claim(s) or which is cited to establish the publication date of another citation or other special reason (as specified)</p> <p>*O* document referring to an oral disclosure, use, exhibition or other means</p> <p>*P* document published prior to the international filing date but later than the priority date claimed</p>	<p>*T* later document published after the international filing date or priority date and not in conflict with the application but cited to understand the principle or theory underlying the invention</p> <p>*X* document of particular relevance; the claimed invention cannot be considered novel or cannot be considered to involve an inventive step when the document is taken alone</p> <p>*Y* document of particular relevance; the claimed invention cannot be considered to involve an inventive step when the document is combined with one or more other such documents, such combination being obvious to a person skilled in the art.</p> <p>*&amp;* document member of the same patent family</p>
--	--

Date of the actual completion of the international search  <b>22 March 1996</b>	Date of mailing of the international search report  <b>15.04.96</b>
---	---

Name and mailing address of the ISA European Patent Office, P.B. 5818 Patentlaan 2 NL - 2280 HV Rijswijk Tel. (+ 31-70) 340-2040, Tx. 31 651 epo nl, Fax: (+ 31-70) 340-3016	Authorized officer  <b>Chouly, J</b>
--	--

## INTERNATIONAL SEARCH REPORT

Intern: al Application No

PCT/US 95/16007

C.(Continuation) DOCUMENTS CONSIDERED TO BE RELEVANT		
Category	Citation of document, with indication, where appropriate, of the relevant passages	Relevant to claim No.
A	JOURNAL OF THE CHEMICAL SOCIETY PERKIN TRANSACTIONS 1, no. 16, 1976 pages 1725-1734, R.L. BENTLEY 'Syntheses of heterocyclic compounds. Preparation and reactions of 4-(2-dialkylaminophenyl)azetidin-2-ones' see the whole article, especially table 2, page 1731.	1
A	--- CHEMICAL ABSTRACTS, vol. 114, no. 15, 15 April 1991 Columbus, Ohio, US; abstract no. 142930, YIM SHUFAN 'Synthesis of 1-(4-piperidinophenyl)-3-amido-4-(substitu ted phenyl)-2-oxoazetidine methiodides.' see abstract & HUAXUE XUEBAO, vol. 48, no. 12, 1990 CHINA, pages 1212-1215, -----	1,7

## INTERNATIONAL SEARCH REPORT

International application No.

PCT/US 95/16007

**Box I Observations where certain claims were found unsearchable (Continuation of item 1 of first sheet)**

This international search report has not been established in respect of certain claims under Article 17(2)(a) for the following reasons:

1.  Claims Nos.:  
because they relate to subject matter not required to be searched by this Authority, namely:  
Although claim 11 is directed to a method of treatment of (diagnostic method practised on) the human/animal body, the search has been carried out and based on the alleged effects of the compound/composition.
2.  Claims Nos.:  
because they relate to parts of the international application that do not comply with the prescribed requirements to such an extent that no meaningful international search can be carried out, specifically:
3.  Claims Nos.:  
because they are dependent claims and are not drafted in accordance with the second and third sentences of Rule 6.4(a).

**Box II Observations where unity of invention is lacking (Continuation of item 2 of first sheet)**

This International Searching Authority found multiple inventions in this international application, as follows:

1.  As all required additional search fees were timely paid by the applicant, this international search report covers all searchable claims.
2.  As all searchable claims could be searched without effort justifying an additional fee, this Authority did not invite payment of any additional fee.
3.  As only some of the required additional search fees were timely paid by the applicant, this international search report covers only those claims for which fees were paid, specifically claims Nos.:
4.  No required additional search fees were timely paid by the applicant. Consequently, this international search report is restricted to the invention first mentioned in the claims; it is covered by claims Nos.:

Remark on Protest

- The additional search fees were accompanied by the applicant's protest.
- No protest accompanied the payment of additional search fees.

**INTERNATIONAL SEARCH REPORT**

International Application No  
**PCT/US 95/16007**

Patent document cited in search report	Publication date	Patent family member(s)	Publication date
EP-A-524595	27-01-93	AU-B- 658441	13-04-95
		AU-B- 2398092	23-02-93
		CA-A- 2114007	04-02-93
		CN-A- 1069024	17-02-93
		CZ-A- 9400142	13-07-94
		EP-A- 0596015	11-05-94
		HU-A- 67341	28-03-95
		JP-T- 6508637	29-09-94
		NO-A- 940221	21-01-94
		NZ-A- 243669	22-12-94
		OA-A- 9878	15-09-94
		SK-A- 7994	06-07-94
		WO-A- 9302048	04-02-93
		US-A- 5306817	26-04-94
-----			
WO-A-9508532	30-03-95	AU-B- 7795294	10-04-95
-----			